

KIDS CLUB BY POST

Weekly pack 1
30/03/20

Jesus goes into Jerusalem

Story and activities to do at home
while we are unable to meet



Story



Bible - New Living Translation

As Jesus and His disciples approached Jerusalem, they came to the towns of Bethphage and Bethany on the Mount of Olives. Jesus sent two of them on ahead. "Go into that village over there," He told them. "As soon as you enter it, you will see a young donkey tied there that no one has ever ridden. Untie it and bring it here. If anyone asks, 'What are you doing?' just say, 'The Lord needs it and will return it soon.'"

The two disciples left and found the colt standing in the street, tied outside the front door. As they were untying it, some bystanders demanded, "What are you doing, untying that colt?" They said what Jesus had told them to say, and they were permitted to take it.

Then they brought the colt to Jesus and threw their garments over it, and He sat on it. Many in the crowd spread their garments on the road ahead of Him, and others spread leafy branches they had cut in the fields.

Jesus was in the centre of the procession, and the people all around Him were shouting, "Praise God! Blessings on the One who comes in the name of the LORD! Blessings on the coming Kingdom of our ancestor David! Praise God in highest heaven!"

So Jesus came to Jerusalem and went into the Temple. After looking around carefully at everything, He left because it was late in the afternoon. Then He returned to Bethany with the twelve disciples.

Marc 11 adnoddau 1-11

Taken from the Holy Bible, New Living Translation © 1996,2004.
Used by permission of Tynedale House Publishers Inc., Carol Stream, Illinois 60166.
All rights reserved.

Simple version

Jesus was on his way with his friends to a big city called Jerusalem. As they got near, he said to two of his friends, "go into that village and you'll see young donkey tied up. Bring it here and if anyone asks you what you're doing, tell them 'the Master needs it.'"

Off they went and found the young donkey and brought it to Jesus and he sat on it and headed on down the road towards Jerusalem.

As they drew near, a huge crowd of people lined the road shouting and waving palm branches. Some of them took off their coats and threw them on the ground to make a carpet for Jesus.

As he passed by, the crowd all shouted loudly, "Hooray for Jesus! Hooray for the special King who has come in the name of the Lord. Hosanna! Praise God."

Questions to discuss

After reading the story, you could discuss these questions:

1. How did Jesus know there would be a donkey there for his friends to find?
2. Why did all the people shout out to welcome Jesus?
3. How can we welcome Jesus today?
4. Who are we following? Eg. on Youtube or Face book? If Jesus came to our town or village, what kind of welcome would we want to give him?

Links



Puppet sketch of the story

<https://youtu.be/tGj1Uhh9tCk>

Cartoon version of the story:

<https://www.youtube.com/watch?v=ITmbTuutBgg>

Video of the song at the end of this pack

<https://youtu.be/0vau0FMI9lo>

Informations about Guardians of Ancora - a free game app.

<https://guardiansofancora.com/>


Craft activity to make palms out of newspaper

<https://www.pinterest.co.uk/pin/549861435725826228/>

About us

This pack has been prepared by:

- Andy Hughes - Urban Saints Wales
 - Jennifer Roberts - Presbyterian Church of Wales
 - Nia Williams - Presbyterian Church of Wales
 - Susan Williams - Cynllun EFE & Capel Caersalem, Carernarfon
- with help, ideas and resources from others too.



Mae yna
fersiwn
Cymraeg
ar gael
hefyd

Colouring

BibleFunFactory.com



"Praise God! Blessings on the One who
comes in the name of the LORD!
Blessings on the coming Kingdom of
our ancestor David!
Praise God in highest heaven!"

Wordsearch

N	B	B	J	C	C	L	R	F	D	A
J	E	R	U	S	A	L	E	M	O	U
E	C	E	A	H	O	S	A	N	N	A
S	O	F	D	N	S	P	I	Z	K	C
U	A	D	I	S	C	I	P	L	E	S
S	T	G	H	K	A	H	T	U	Y	P
O	S	P	R	A	I	S	E	H	U	A
M	A	S	T	E	R	N	I	S	I	M
B	R	O	B	K	I	N	G	D	O	M

JESUS

JERUSALEM

DISCIPLES

DONKEY

MASTER

NEED

COATS

SIT

BRANCHES

PALM

HOSANNA

PRAISE

KINGDOM


KING

PUZZLES

Can you find the 10 differences between these 2 pictures?



Help this boy to reach Jesus




Craft

Making a hand palm branch

Equipment

Pencil
Stick
Scissors
Selotape or elastic band
Plain or green paper
Green pens or crayons



Instructions

Draw round the hand of everyone in your family.



Colour the drawings.



Cut out the pictures.



Attach each leaf in it's place on the stick using sellotape or an elastic band.



Make the donkey

Craft





Equipment

Grey or brown coloured pensils, felt pens or crayons

Plain paper


Two wooden pegs (or plastic)

Scissors



Instructions to make the donkey.

1. Colour the two pegs.
2. Draw a picture of a donkey or use the template below and carefully cut it out with the scissors.
3. Colour the donkey picture.
4. Clip on the two pegs to the body of the donkey to make the legs.





Recipe

Palm leaf biscuits

Ingredients

3oz / 75g margarine

2oz / 50g sugar

4 ounces / 100g self-raising flour

A few drops of green food color
(if you have some)





Method

1. Mix the margarine and sugar (and green food coloring) until light and fluffy.
2. Fold the flour into the mixture.
3. Mix with your hands to make dough.
4. Cut into 14 equal pieces.
5. Roll them into balls then flatten them into a palm leaf shape.
6. Place the leaf-shaped biscuits on a baking tray and bake for 15 minutes (Gas Mark 4, 175°) or until golden brown.
7. Remove from the oven and leave to cool.



Creative prayer

First, make a person out of a pipe cleaner.



Hold the person in the palm of your hand.

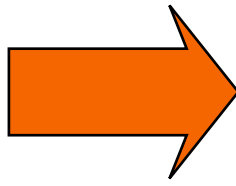
Now, think of someone you miss seeing.
Pray that they won't be sad at this time.

Pray too for everyone who is poorly at the moment.

Amen

Challenge

1. How about making the story out of Lego.



2. How about acting out the story. You could use the palms you make from the craft page of this pack. Also use props from the house to make a donkey or more palms and make a pathway eg. To the front door or across the room. Take pictures of what you've done.

3. You could make a model of the story using salt dough. The recipe to make salt dough is below.



Recipe for Salt Dough

450g plain flour
150-300ml or $\frac{3}{4}$ pint of water.
2 tbsp salt
2 tbsp cooking oil
Food color

1. Add the flour and salt in the bowl.
2. Add the water and oil alternately a bit at a time.
3. Mix until you have soft dough.
4. Add drops of food color of your choice.
5. Keep the dough in a plastic container with a lid.



Games



'What's the word?'

- You will need the pre-cut clue papers (below) and something to time, such as a phone or egg timer.
- Cut the papers so you have a pile.
- Place them in a pile face down on the table.
- Player 1 picks up a card and reads the clue to player 2.
- If player 2 gets the answer correctly in half a minute he/she earns the clue paper, then player 1 asks another question.
- If player 2 fails, they switch over and player 1 has a chance to guess.
- The winner will be the player with the most papers.
- You can also play with more than two people.

There are leaves on it. It can grow really tall.

Tree

It has four legs and is grey or brown.

Donkey

Lots of people all together. This might watch a football match.

Crowd

There were 12 of them. They were friends of Jesus.

Disciples

He rules a country. He lives in a palace.

King

You need to wear one when it's cold or raining.

Coat

People travel on this. It stretches from one place to another.

Road

Everyone welcomed Him. He is very special.

Jesus

People waved them at Jesus. They grow on trees.

Palm branches

People shouted this in the story. It begins with 'h'

hosanna

Jesus was on the way to here. It has a large temple in it.

Jerusalem

Name of a small donkey. It begins with 'c'

Colt

There are leaves on it. It can grow really tall.

Tree

People say this when you arrive. It's the English word for 'bienvenue.' Welcome

You do this when supporting a team. It needs a loud voice. Shout

This is big. There are lots in Wales.

Mountain

Group of houses. Like a small town.

Village

You do this on a chair. You are not standing.

Sitting

Big building for worshipping God. There was one in Jerusalem. Temple

A red one gets rolled out when someone important comes. Carpet

Cup and verse challenge game



Games

You will need:

1. 11 mugs, cups or empty yoghurt pots
2. A piece of paper pressed into a ball
3. Selotape
4. Words of verse cut up (see below)

How to play:

Cut out the word squares.

Use the selotape to stick them on the cups.

Try throwing the paper ball into the cups in verse order, like this:

1. Praise God!
2. Blessings
3. on the one
4. who comes
5. in the
6. name of
7. the Lord!
8. Mark
9. chapter 11
10. verse



"Praise God!	Blessings	on the One	who comes
in the	name of	the LORD!	Mark
chapter 11	verse	9	

The palm leaf challenge game



Games

You will need:

1. The palm leaves with the words of the verse on them.
2. Something to time yourself.

How to play:

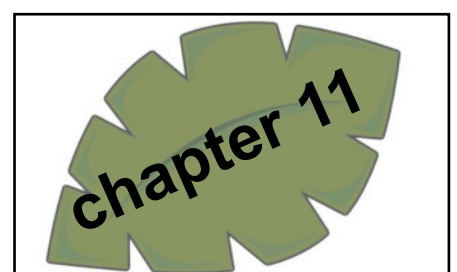

Place the palm leaves somewhere flat, like a table.

Mix them up.

Put the words in verse order as quickly as you can.

Remember to time how long you take.

I wonder what your best time will be?



Sing

Blessed is the King
who comes in the name of the Lord;
Blessed is the King
who comes in the name of the Lord.
Hosanna (Hosanna),
Hosanna (Hosanna)
Hosanna (Hosanna) to the King.

No rock, no stone's going to take my place,
I'll praise the King, I will celebrate;
No rock, no stone's going to take my place,
I'll praise the King, I will celebrate.
Hosanna (Hosanna),
Hosanna (Hosanna)
Hosanna (Hosanna) to the King.

© 2004 Greg Leavers



Watch a video of this song and sing along at:
<https://youtu.be/0vau0FMl9lo>

Sing

Blessed is the King

Greg Leavers

Steady $\text{♩} = 90$

(Part 1)

Em Am B7 3 3 1. Em 2.

Blessed is the King — who comes in the name of the Lord, Lord, Ho -

6 Am Em B7

6 san - na, — Ho - san - na, — Ho - san - na, —

11 Em (Part 2) Am

11 to the King. No rock, no stone's gonna take my place, —

16 B7 3 1. Em 2. Em Am

16 I'll praise the King, I will cel - e-brate, — cel - e-brate, — Ho - san - na, — (Ho - san - na) — Ho

21 Em B7 Em

21 san - na, — (Ho - san - na), — Ho san - na, — (Ho san - na) — to the King.

(Parts 1 and 2 can be sung together)

©2004 Greg Leavers