

# KIDS CLUB BY POST

Weekly Pack 18  
27/07/20

## The paralysed man

Story and activities to do at home  
while we are unable to meet.

Dont worry if you don't do everything in here.  
Just do what you fancy and have fun!



### **This pack has been prepared by:**

Andy Hughes - Urban Saints Wales, Susan Williams - Cynllun EFE and Capel Caersalem, Caernarfon,  
Nia Williams - Capel y Drindod Pwllheli, Jennifer Roberts - Eglwys Unedig Jerwsalem Bethesda  
with help, ideas and resources from Mair Roberts, Kathryn Williams, Jo Palmer, Gwyn Rhydderch,  
Carwyn Roberts, Jacqueline Ashworth, Hannah Ashworth, Rachel Hughes, Anna Krabbenhöft & Greg Leavers

Mae yna  
fersiwn  
Cymraeg  
ar gael  
hefyd

Please note that, for copyright reasons, this pack may ONLY be distributed in full, free of charge.  
No single part of it may be separated or copied into any other publication without permission.  
Contact [AHughes@saintygymuned.org](mailto:AHughes@saintygymuned.org)

# Story



## New Living Translation

One day while Jesus was teaching, some Pharisees and teachers of religious law were sitting nearby. (It seemed that these men showed up from every village in all Galilee and Judea, as well as from Jerusalem.) And the Lord's healing power was strongly with Jesus.



Some men came carrying a paralyzed man on a sleeping mat. They tried to take him inside to Jesus, but they couldn't reach him because of the crowd. So they went up to the roof and took off some tiles. Then they lowered the sick man on his mat down into the crowd, right in front of Jesus. Seeing their faith, Jesus said to the man, "Young man, your sins are forgiven."

But the Pharisees and teachers of religious law said to themselves, "Who does he think he is? That's blasphemy! Only God can forgive sins!"

Jesus knew what they were thinking, so he asked them, "Why do you question this in your hearts? Is it easier to say 'Your sins are forgiven,' or 'Stand up and walk'? So I will prove to you that the Son of Man has the authority on earth to forgive sins." Then Jesus turned to the paralyzed man and said, "Stand up, pick up your mat, and go home!"

And immediately, as everyone watched, the man jumped up, picked up his mat, and went home praising God. Everyone was gripped with great wonder and awe, and they praised God, exclaiming, "We have seen amazing things today!"

*Luke 5:17-26*

Taken from the Holy Bible, New Living Translation © 1996,2004. All rights reserved  
Used by permission of Tynedale House Publishers Inc., Carol Stream, Illinois 60166.

## Simple version

One day when Jesus was teaching the people, four friends came with a paralyzed man on a sleeping mat. The house was so full they could not go through the door. They went up on the roof and made a hole to lower the man down in front of Jesus.

seeing their faith Jesus said to the man "Your sins are forgiven".

Some people listening to Jesus thought who does he think he is? only God can forgive sins.

Jesus asked them "is it easier to say your sins are forgiven or stand up and walk. I the Son of Man have the authority on earth to forgive sins".

Jesus turned to the man and said "stand up, pick up your mat and go home" that's exactly what he did, all the people were amazed.



## Questions to discuss

After reading the story together, you could discuss these questions as a family:

1. Who do you go to when you need help?
2. How do you help your friends?
3. In the story, who needed help? Who helped him?
4. Why do you think Jesus forgave the man before he healed him?



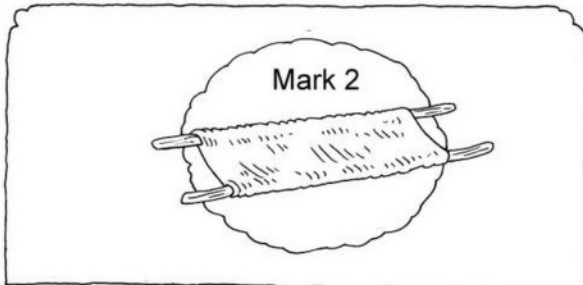
# Story to colour

## DOWN through the roof

Print Free: [www.lambsongs.co.nz](http://www.lambsongs.co.nz)

By Jill Kemp

Illustrated by Richard Gunther




The Bible tells us about a man who needed his friends. Nothing would stop them from taking him to see Jesus.




A man who couldn't walk lay on his mat every day. He heard that Jesus made sick people better. One day Jesus came to a house in his town. "I wish I could go and see Jesus," he said sadly.




His friends said, "We will carry you. Jesus can make you better. You must see Jesus! Hold on tight!" They picked up his bed and off they went.



When they got to the house they couldn't get in. There was no more room. "We have an idea," said his friends, "We'll climb the stairs onto the roof. Hold on tight!"



His friends made a hole in the roof. They looked down. All the people were looking up! His friends could see Jesus too!



Carefully they lowered the man down on ropes. People moved back to make room. He landed right in front of Jesus! Jesus smiled at him.



"What do you want?" asked Jesus. "Jesus I want to be able to walk. I know you make sick people better. Please help me," he said.



"Get up, pick up your bed and walk," said Jesus. The man who had never walked before stood up! He jumped! He danced! He ran! He shouted, "Thank you God! Thank you Jesus!"

# Short Prayer



Dear God, you are so strong and powerful.  
 Thank you that you know everything I need.  
 Thank you for people who help me when I feel sick or weak.  
 Thank You for friends who help me.  
 Thank You for sending Jesus to the world to be special friend of mine.  
 Amen.

## Puzzle

### Verse on the grid

The verse is hidden on the grid.

To find the words of the verse you need to follow the code. Here's the first: C3

- Look for the letter C on the side of the grid and put your finger on it.
- Look for the number 3 above the grid and put another finger on that.
- Move both fingers in a straight line along the row or down the column until they meet.
- The word you want is in the square. Write it in the table under C3.
- Look for next - A1

	1	2	3	4
A	have		five	amazing
B	things	verse		Luke
C			We	twenty
D	chapter	seen	Five	Today.

C3	A1	D2	A4	B1	D4
B4	D1	A3	B2	C4	D3

# Wordsearch

Q U A H W A Y P O S Z M S Y Q W R B  
 N B N C A F W H A R E W O P P M U J  
 Y Q Z G W X W A Q Z L S X F A K I M  
 F Q H Y E E Q R D J B X J M P N V W  
 F D A K E E B I E K S L M Z F O V V  
 A Q I O O D X S S E N E V I G R O F  
 U X O W U G A E Y T I R O H T U A J  
 F O P C K N T E L P R X B D X S N X  
 X J R B E P P S A F M H D W H Y U Y  
 J B D A P X Z Q R T D S U S E J P G  
 G B E Q V O G R A I T D M X Z R R L  
 R Z R J K T A M P L D W O R C M M H  
 D E E A S O O O P E Y G K X A C K W  
 M F W R R C L V M S D I D E C B G T  
 G L O J Y O M P S F D W B Q I N H F  
 H Q L A C S T E A C H I N G C M J U  
 A K R W O N D E R V C G N I L A E H  
 C T H L M K M E S I A R P Q F N O R

JESUS  
 TEACHING  
 CROWD  
 PHARISEES  
 PARALYSED  
 MAN  
 MAT  
 TILES  
 LOWERED  
 HEALING  
 POWER  
 FORGIVENESS  
 AUTHORITY  
 JUMP  
 WONDER  
 AWE  
 PRAISE




## Links

Sketch: A friend of the paralysed man <https://youtu.be/x2OGsfKggac>



Video of the song of the week <https://youtu.be/HTRaIFRkPz8>



Video of the story <https://youtu.be/Eg4I8n8DG6c>

Cartoon of the story

<https://www.youtube.com/watch?v=8cmppSIQUX4&t=85s>



Information about Guardians of Ancora - a free game app.

<https://guardiansofancora.com/>

Pole & Hannah's Sunday Club in a stable (subscribe free)

<https://www.youtube.com/channel/UCcVWq9xFIKOie6ZVSBbJPQw>

Other resources: <https://www.prayerspacesinschools.com/prayer-spaces-at-home>

# Creative Prayer



## Praying for sick people

### You will need:

Pipe cleaner, 2 lollipop sticks, paper, glue

### What to do:

- Fold the pipe cleaner to make a small person.
- Use the paper, lollipop sticks and glue to make a stretcher like the one in the picture.
- Put the small person on the stretcher.
- Think of someone you know who is ill.
- Pray for them to soon be well.
- Pray also for those worldwide who have Coronavirus

## Button prayers

**You will need:** a collection of different shape, size and color buttons - enough for each person

### What to do:

- Select one of the buttons.
- How many holes are in the button. Think of that number of things to say thankyou for. Thank God for these things.
- Look at the colour of the button. Thank God for something the same colour as the button.
- Feel how hard the button is. Ask God to help people who are going through a hard time right now.
- Buttons fasten clothing together. Ask God to bring enemies together.
- Look for buttons similar to your button. Thank God for your family. Ask God to help you live happily together.
- Look for a different button to your own - it may be a different shape, size, or colour. Thank God for creating everyone differently.



## Ambulance service

In the story four friends carry the man paralyzed to Jesus for him to heal.



If someone needs to go to hospital, an ambulance comes and they are looked after by ambulance people on the way there. They do everything they can to get the person to hospital safely where they will get more help and care.

**You will need:** water and soap

### What to do:

- When you wash your hands, think of the ambulance people.
- Thank God for them.
- Ask God to care for them and help them in their work.


# Challenges

## Carry your friend to Jesus

The paralysed man was carried on a mat to Jesus.

Can you make a stretcher out of 2 poles and a coat? Thread the poles through the sleeves of the coat. Then wrap the coat round the outside of the poles and zip it up.

Can you carry your teddies or toys on the 'stretcher'?





## Folding sticks

Here's a fun way of telling this week's story

**You will need:** A5 stiff card, 3 paper fasteners (split pins)

### How to make it:


- Take a stiff piece of A5 card. Cut it into four equal strips, 21cm long and 2.5cm wide and trim the ends to make them round.
- On 2 strips make a hole at both ends (12mm from the end in the centre of the strip).
- In the other 2 strips make a hole in one end.
- Put fasteners through the holes to join the strips together as shown in the picture. (if you set out the strips as pictured, when you have finished it will fold up neatly)
- Tighten the fasteners with a pair of pliers.




### Telling the story:

Let's start you off on the story. . . then you can take over and make your own shapes while you tell the rest of it.


One day, Jesus climbed into a...



On the other side of the lake were some...



Also on the other side were some...



But in those days, a house would have had a flat roof!

Now it's time for you to work out and tell the rest of the story making shapes to help you.



How about trying to make a model of this week's story using Lego?

# Craft

## Weaving Mat

### you will need:


2 x A4 different coloured card  
(You can use any type of paper as long as the 2 pieces are the same size)  
ruler, pencil, scissors, glue stick



### To make the mat...



1. Get 1 piece of white A4 card & fold in half.




2. From The fold, use a ruler to draw lines on the card about 2cm apart. Do not take the line all the way to the top of card, leave a gap of 2cm.




3. Cut along the lines – you should be left with a frame with cut lines inside.


### To make the weaving strips...



4. Get 1 piece of coloured A4 card & fold in half.




5. From The fold, use a ruler to draw lines on the card about 2cm apart. This time, take the line all the way to the top of the card.




6. Cut along the lines & then open up card. You should have lots of 2cm separate strips of long card.


### To weave the mat...




7. Weave the card strips in the slits cut in the white card. On first strip weave over, under, over, under etc.



8. On second strip of card weave under, over, under, over etc. so that you get a checkerboard pattern.



9. Continue weaving until there is no more space left on mat.




10. Cut ends off the strips so the lengths match the white card mat.



11. To secure weaving strips, glue ends & press firmly together with mat.

Have a go at making other weaving mats!  
You can use any size paper or card & cut your weaving strips to whatever width you want. Have fun!



To make the placemats more durable, you could laminate them.

# Recipe

## Ginger Biscuits

### Ingredients

- 800 grams of flour
- 250 grams of unsalted butter
- 1 cup of brown sugar
- 2 large eggs
- 1 cup of treacle
- 3 teaspoons of ground cinnamon
- 3 teaspoons of ground ginger
- 1 teaspoon of crushed cloves
- 1 teaspoon of salt

### Method

1. Sieve all the dry ingredients and then mix in a bowl.
2. In another bowl, mix the butter and brown sugar until fluffy.
3. Add the eggs and treacle to the mixture of butter and brown sugar.
4. Add the dry ingredients to the mixture. If the dough is a bit too wet and sticky add a little flour and knead it until it is soft and does not stick to your fingers.
5. Roll the dough between two sheets of greaseproof paper to the thickness you want and then cut them using a biscuit cutter.
6. Put the biscuits on greaseproof paper and refrigerate for 50 minutes until they are hardened.
7. Then cook in the oven at 180 degrees Centigrade for 10-15 minutes.
8. You will then need to smooth the surface of each biscuit.
9. Let the biscuits cool and then you can decorate them.



## Sing

Waiting sickly, lifted quickly,  
carried down the street.

No probs! No fuss, because Jesus  
is the one he'll meet.

No space inside, four friends, sharp eyed,  
find steps - now they know;

"Hold on, hold on, to the roof we'll go!"

*(They) Stood up! for the hurting, and the poor,*

*Stood up! Picked up those down on the floor*

*Stood up! Walked with them because of Jesus;*

*Saw beyond a let down, a time to STAND UP!*

Roof tiles shifted, hole created  
big enough for one.

Sick man lifted, lowered swiftly  
through the roof and down.

Jesus told him, "Sins forgiven"  
then, to stop the talk,

"Stand up, stand up,  
pick up your bed, and walk!"

*Stand up! Life will never be the same;*

*Stand up! Picking up some hope again;*

*Stand up! Walk in strength because of Jesus,*

*leaving any let downs, its time to stand up.*

Trusting, he stood, feeling so good,  
time for heading home.

Job so well done, Jesus, Gods Son,  
amazing everyone!

Trusting Jesus, He is with us  
as we're moving on.

New start! New start!

He'll help us be strong.

*Stand up! Life will never be the same;*

*Stand up! Picking up some hope again;*

*Stand up! Walk in strength because of Jesus,  
leaving any let downs, its time to stand up.*

© 2015 Greg Leavers

See this song on video at <https://youtu.be/HTRaIFRkPz8>

For a copy of the sheet music, contact  
Andy Hughes - [ahughes@saintygyuned.org](mailto:ahughes@saintygyuned.org)

# Games

## Catch the balloons!

### You will need:

1. Balloons with water in (small water balloons if possible)
2. Towel
3. Outdoor play space

### How to play:


- Blow about 5 - 10 balloons with water and tie them.  
*Ask an adult if you need help.*
- One player throws the balloons towards the other player.
- The other player tries to catch the water balloons with the towel.
- When the thrower has thrown all the balloons, swap over.

Who can catch the most balloons without bursting any?



## Carry your friends to Jesus

Remember the paralysed man needed friends to bring him to Jesus.  
We can also bring our friends to Jesus - we can tell them about him.  
This is like the paralysed man's friends carrying him to Jesus.



### You will need:

- Lots of soft toys and a blanket large enough to carry one toy at a time.
- Timer
- Someone else to help

### How to play:

- Choose a place or person to be Jesus or the line where the race ends.
- Set different obstacles to represent the obstacles in the story. e.g. going around a chair or going under the table.
- Friends are to carry the 'friend' which is the soft toy from one end of the room or garden to the other.
- The team then goes back to the start line and carries another friend (soft toy).
- Time each team taking all their friends to Jesus.

## Balloon verse

"We have seen the most amazing things today" Luke 5:26

**You will need:** 8 balloons, marker pen

### What to do:

- Blow up the balloons
- Write a word of the verse on each balloon and the reference on another.
- Put them in order and say the verse.
- Burst one! Say the verse again.
- Keep going until you have burst all the balloons and can say the whole verse.

