

KIDS CLUB BY POST

Weekly Pack 9
25/05/20

The Holy Spirit comes

Story and activities to do at home
while we are unable to meet.



This pack has been prepared by:

Andy Hughes - Urban Saints Wales, Susan Williams - Cynllun EFE and Capel Caersalem, Caernarfon,
Nia Williams - Capel y Drindod Pwllheli, Jennifer Roberts - Eglwys Unedig Jerwsalem Bethesda
with help, ideas and resources from Cass Meurig, Kathryn Williams, Jo Palmer, Gwyn Rhydderch,
Morgan Bryn, Rachel Hughes & Greg Leavers

Mae yna
fersiwn
Cymraeg
ar gael
hefyd

Please note that, for copyright reasons, this pack may ONLY be distributed in full, free of charge.
No single part of it may be separated or copied into any other publication without permission.

Contact AHughes@saintygymuned.org



Story

New Living Translation

On the day of Pentecost all the believers were meeting together in one place. Suddenly, there was a sound from heaven like the roaring of a mighty windstorm, and it filled the house where they were sitting. Then, what looked like flames or tongues of fire appeared and settled on each of them. And everyone present was filled with the Holy Spirit and began speaking in other languages, as the Holy Spirit gave them this ability.

At that time there were devout Jews from every nation living in Jerusalem. When they heard the loud noise, everyone came running, and they were bewildered to hear their own languages being spoken by the believers. They were completely amazed. "How can this be?" they exclaimed. "These people are all from Galilee and yet we hear them speaking in our own native languages! Here we are - Parthians, Medes, Elamites, people from Mesopotamia, Judea, Cappadocia, Pontus, the province of Asia, Phrygia, Pamphylia, Egypt, and the areas of Libya around Cyrene, visitors from Rome (both Jews and converts to Judaism), Cretans, and Arabs. And we all hear these people speaking in our own languages about the wonderful things God has done!" They stood there amazed and perplexed. "What can this mean?" they asked each other. But others in the crowd ridiculed them, saying, "They're just drunk, that's all!"

Then Peter stepped forward with the eleven other apostles and shouted to the crowd, "Listen carefully, all of you, fellow Jews and residents of Jerusalem! Make no mistake about this. These people are not drunk, as some of you are assuming. Nine o'clock in the morning is much too early for that. No, what you see was predicted long ago by the prophet Joel: 'In the last days,' God says, 'I will pour out My Spirit upon all people. Your sons and daughters will prophesy. Your young men will see visions, and your old men will dream dreams. In those days I will pour out My Spirit even on My servants - men and women alike - and they will prophesy. And I will cause wonders in the heavens above and signs on the earth below - blood and fire and clouds of smoke. The sun will become dark, and the moon will turn blood red before that great and glorious day of the LORD arrives. But everyone who calls on the name of the LORD will be saved.'"

Acts 2:1-21

Taken from the Holy Bible, New Living Translation © 1996,2004.
Used by permission of Tyndale House Publishers Inc., Carol Stream, Illinois 60166.
All rights reserved.



Simple Version

On the day of Pentecost all Jesus' friends were together in one place. Suddenly, they heard a sound like wind rushing through the room and flames of fire came down over them. They were all filled with the Holy Spirit and started speaking in other languages! The people in the street, who came from different countries, were amazed because they could all understand them in their own language. But Peter told the crowd: 'This is what God said would happen!'


Questions to discuss:

After reading the story together, you could discuss these questions as a family:

1. What is the strangest thing that has ever happened to you?
2. What difficult things do you need help with?
3. What strange thing had happened to the disciples at Pentecost?
4. How did the Holy Spirit help the disciples to share the good news about Jesus?



Colouring



HOLY Spirit comes

Print Free: www.lambsongs.co.nz

By Jill Kemp


Illustrated by Richard Gunther



Before Jesus went up to heaven he told his disciples to wait in Jerusalem until they had power from God.



After Jesus had gone up into heaven, some of his friends met together in an upstairs room of a house in Jerusalem and waited, just as Jesus had said to do.



Suddenly they heard a very strong wind and it shook the house where they were waiting. It was the Holy Spirit sent from God.



The power of the Holy Spirit filled them all. They saw, what looked like flames flickering over their heads and it felt that God was right there with them.



The flames were bright and danced in the air, but did not burn them. Their hearts were full of God's love and they praised God.



Now Jesus' friends could speak in any language without learning it! Holy Spirit's power made them brave too! They wanted everyone to know about Jesus!



They went outside and spoke to people from other countries in their own language, telling them that Jesus had risen from the dead and everyone in the crowd understood!



Holy Spirit coming into their lives was the beginning of something brand new. Many people believed in Jesus and followed Him because of that day.

Puzzles

Which language?

When the Holy Spirit came, the disciples were able to speak about Jesus in different languages. Can you draw a line to connect each name of Jesus with the correct language?

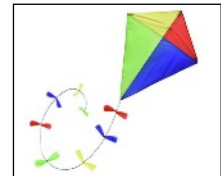
Ciise
 Jesus
 Jezus
 Iesu
 Íosa
 Ιησούς

Slovenian
 Irish Gaelic
 Welsh
 Greek
 English
 Somali



Where does the power come from?

The Holy Spirit gave power to the disciples to live for Jesus. Connect the items here with their source of power.



Wordsearch

R Y Y D W X B H F P Z W Z B C C G A
 X K C R O J J B H U R E M P W A W X
 O O E Z N X T O N G U E S Q C X L O
 E E X S D H K T Y S R D S S S U L L
 H V P A E I T A E C Y C Y E F J S A
 N P E S R M R M I G H T Y R N B I Z
 V E S R S J A S N H U G E R D C V X
 G N Y G Y L P I Z A J W M O W X E Y
 B T S A F O C C A U O A A A K K V A
 P E O Q X J N W F P P J U R N S N I
 H C L Z N K V E I M G R T I H S O B
 V O A I O M I W R L T U U N O E S B
 M S B D E Z V R E E Z L U G C C P G
 K T I Y Y V A N U S N K D O K G I W
 T I L N B I E Z D I W E Z H I H R I
 V B I O E N N R D B T O V V O R I N
 X S T D I T J C S Z J D I I J L T D
 E U Y E Y S B O F W I W G E Y D Y F

PENTECOST
 BELIEVERS
 ROARING
 MIGHTY
 WIND
 TONGUES
 FIRE
 FLAMES
 HOLY
 SPIRIT
 ABILITY
 WONDERS
 POWERFUL
 PRESENCE
 JOY
 CALL
 EVERYONE

THE BLESSING [KIDS] - featuring kids from different natio...

THE BLESSING [KIDS]

Do you remember the colouring page last week with the blessing on it? A group of children from across the nations have recorded it. Watch here: <https://www.youtube.com/watch?v=uiWZXLsdE9w>

Puppet sketch: <https://youtu.be/kCCTvqHCGul>
 Video of song of the week: https://youtu.be/GIZDh_fVB3w



Video of the story: <https://youtu.be/oCsm-BSn8xQ>

Cartoon of the story

<https://www.youtube.com/watch?v=OMQKy1Mx49M>



Information about Guardians of Ancora - a free game app. <https://guardiansofancora.com/>

Pole & Hannah's Sunday Club in a stable (subscribe free)

<https://www.youtube.com/channel/UCcVWq9xFIKOiE6ZVSBbJPQw>

Other resources: <https://www.prayerspacesinschools.com/prayer-spaces-at-home>

Links



Short Prayer



Father God,
thank You for sending the Holy Spirit on the day of Pentecost. Thank You that You are always with us through your Holy Spirit. Please send your Holy Spirit to help us love You more and to help us show your love for others.
Amen.

Challenges



Write a thank you note to those who collect your bins.

Write a note or card to cheer up a friend



Take a picture of yourself doing the craft from this pack and ask an adult to put it on the Facebook or WhatsApp for your Sunday school or club.


Aeroplane challenge

How far can your paper airplane fly?

Make a paper aeroplane and fly it in the house.

Will the paper aeroplane fly further on the wind if you take it outside?

Let's see who's plane will fly furthest.

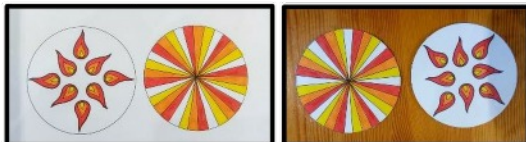



How about making a model of today's story using your Lego?

Pentecost Spin Wheel

You will need:


Spin wheel templates
empty food box, string,
felt pens, pencil, ruler,
scissors, glue stick,
bamboo skewer
(to make holes)



1. Colour the spin wheel templates in 'flame' colours and then cut out.



2. Glue one of the wheels onto the food box & cut out.
3. Turn over your card wheel & glue the other template to the card so that you have a pattern on each side of your card.



4. Find the centre of your wheel & measure 1/2cm each side. Make 2 dots.
5. Using the bamboo skewer, carefully make 2 holes in the wheel on top of your dots.




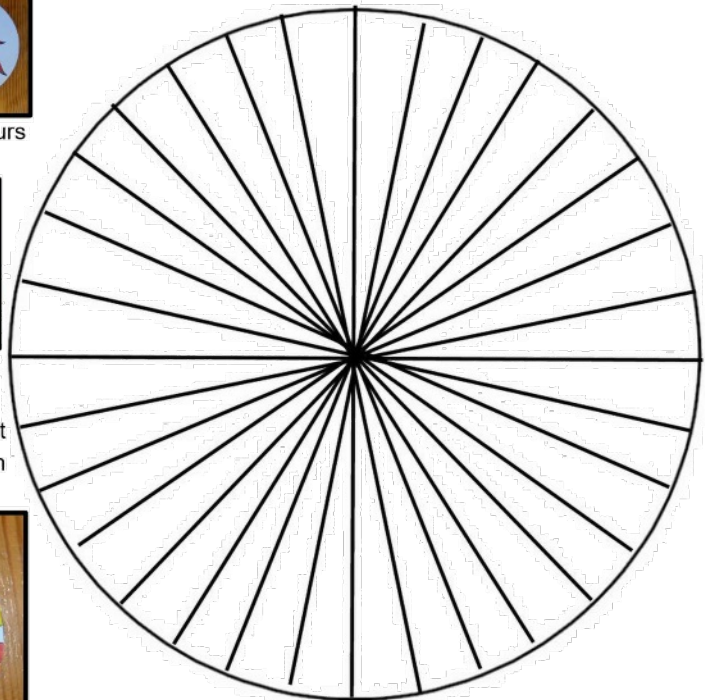
6. Measure 50cm length of string & cut.



7. Thread the string through the holes.
8. Tie the ends of the string together with a knot.



To use: Make sure the wheel is in the middle of your string & wind the string up like a skipping rope & pull. Or you can keep the string taut & twist the string with your thumbs & pointer fingers. Have fun!



Recipe

Pentecost Jellies



You will need:

- 3 packets of jelly - 1 red, 1 orange, 1 yellow
- Fruit to match the colors of the jellies e.g. strawberries, oranges, pineapple

Method:

- Follow the instructions on the packets to prepare each jelly. Make each color separate.
- Pour the red jelly into a jelly mold. (One large or several smaller ones.)
- Add the finely chopped red fruit.
- Place the mold in the freezer for twenty minutes or until the jelly is properly hardened. (Make sure the jelly is hard or the fruit will float to the surface.)
- Then prepare the orange jelly as instructed on the packet. Pour it on top of the frozen red jelly. Add the finely chopped orange fruit.
- Place in the freezer until the jelly is hard.
- Prepare the yellow jelly as directed on the packet.
- Pour the yellow jelly on top of the orange jelly.
- Add the chopped orange fruit.
- Put it all in the fridge to set.
- Enjoy the jellies and fruits with a little cream.



Sing

At nine in the morning, without any warning,
The followers of Jesus were there like He said.
The sound of a windstorm
was filling each whole room,
A flame could be seen burning over each head.
Jesus had promised His Spirit would come.
Som many new wonderful words would be done.

*Here years later, our prayer is the sam,
'Holy Spirit, set our hearts aflame;
We need Your presence in Jesus' name.'*

This Pentecost morning a new way was dawning,
As God gave them languages all understood.
As Peter stood preaching,
God through him was speaking
Explaining to everyone, all this was good.
Jesus had promised His Spirit would come,
So news of His power would reach everyone.
Here, years later....

The crowd were all thinking, 'these men have been drinking'
The Peter stood boldly and spoke so they heard,
'What you see and hear is God's promise now made clear
Declaring the wonderful works of the Lord!
Jesus had promised His Spirit would come
To fill up His followers and change everyone.
Here, years later...

The jeering subsided and people decided
To be followers of Jesus, their Saviour God's Son.
Through meeting and teaching, through caring and sharing,
With miracles and wonders, the Church had begun.
Jesus had promised His Spirit would come
So that His church would work together as one.
*Here, years later, Your promise stays true,
'Holy Spirit make my heart anew.
Do in me all that You need to do.
'Holy Spirit, set our hearts aflame;
We need Your presence in Jesus' name.'*

Copyright 2013 Greg Leavers

Watch this song and sing along at https://youtu.be/GIZDh_fVB3w

If you'd like a copy of the sheet music, contact Andy Hughes - Ahughes@saintygymuned.org

Creative Prayer

Prayer Spiral

You will need:

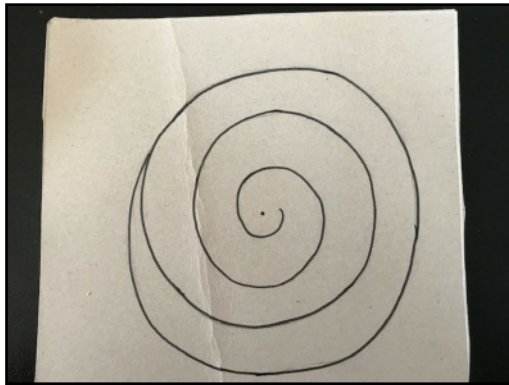
- A cereal box (card)
- String

What to do:

- Draw a spiral on the card.
- Decorate the spiral with the symbols of the Holy Spirit such as flames and doves.
- Write a prayer on the spiral asking for the help of the Holy Spirit to be a good friend, to help you forgive and share.
- Cut out the spiral.
- Stick a piece of thread on the center piece of the spiral and hang it up.



Here's an exmple in Welsh



Hands

You will need:

- Scissors
- Red, orange and yellow crayons or pencils
- Glue

Method

- Make an outline of one of your hands with a crayon or red pencil. When doing this think of Jesus dying for you on the cross. You could say I'm sorry for something you've done wrong and ask Jesus to help you not do it again.
- Make an outline of your hand or that of a family member with an orange crayon or pencil. Think of Jesus coming back alive from the dead. You could ask Jesus about the hope of a new life in him.
- Make an outline of your hand with a yellow colored crayon or pencil. Think of Jesus sending the Holy Spirit to help and fill you in this moment.



Creative Prayer

'Skittles' prayers



You will need:

- Packet of Skittles
- Plate
- Hot water (not hot enough to burn, but hot enough to make the color run out)

What to do:

- Place the 'Skittles' in a circle around the plate. For every 'Skittle' you put on the plate, think of someone you want to pray for.
- Pour the hot water onto the plate to cover the entire surface of the plate.
- Pour carefully to avoid the 'Skittles' moving.
- Wait and watch and the colors of the 'Skittles' will slowly be released into the water.

Prayer for the world:

You will need:

A world map, or globe.

What to do:

- Grab the globe and turn it.
- Stop the globe by holding it.
- Wherever your thumb touches, ask God to look after the people of that country.

OR ...

- Look for a picture of a world map on your computer or tablet.
- Close your eyes and place your finger somewhere on the map.
- Wherever your finger touches, ask God to look after the people of that country.





Games



Blowing race

You will need:

- an empty, clean washing up liquid bottle or any plastic bottle with a nozzle you can squeeze
- 4 centre tubes of toilet paper,
- cardboard box
- felt pen
- scissors
- timer - watch, phone or egg timer

How to play:

- Cut a small piece from the bottom of one side of each of 4 paper tubes.
- Write a different language name on the four rolls - Welsh, French, Russian, Chinese etc
- Cut 4 round counters out of the side of a cardboard box.
- Write the names of the 4 languages on the counters.
- Place the rolls in a row.
- Set up the counters ready.
- Use the empty bottle to blow each counter into the paper tube with the same language on it.
- Measure how long it takes to blow all the counters into the correct tube..



With the help of the Holy Spirit the disciples were able to speak all sorts of different languages to tell the good news about Jesus.

Blow it through the maze!

You will need:


- Clay or drinking straw and selotape
- Ping pong ball
- Drinking straw

How to play

- Roll the clay between your hands to create a long thin piece.
- Use the clay to create a maze on a table.

OR...

- Make a path using the drinking straws and stick them to the floor with the tape.
- Then, place the ball at the start of the maze and blow through the straw to drive the ball through the maze.
- If the ball goes over the clay or straws, start from the beginning!
- How fast can you blow the ball from one end to the other?



The Holy Spirit had become like a mighty wind that helped the disciples to do amazing things for Jesus. The Holy Spirit can help us today too.

Games




Balloon race

You will need:

- a balloon for each player,
- string or chalk

How to play:

- Lay a line of string on the floor with the string (if playing indoors) or chalk (if playing outside).
- The players stand five big steps back from the line.
- Each player blows up their balloon until it is quite full of air.
- After counting to three, everyone hits their balloon towards the line.
- The winner is the player whose balloon crosses the line first.
- Have more than one try.



Is it easy to know which direction the balloon is going to fly?
It's like when a rugby ball bounces and you don't know which way it will go!

The disciples didn't know what to expect when the Holy Spirit came either!

Balloon Verse

1. Colour the flames red, orange and yellow.
2. Lay them out.
3. Roll them up into small tubes.
4. Place them in the balloon.
5. Blow up the balloon and think of the Holy Spirit in today's story.
6. Now burst the balloon and you may see the flames landing on people's heads!
7. Put the verse in order. You could time yourself or you could have a race against another member of your family.

