

# KIDS CLUB BY POST

Weekly pack 46  
15/02/21

## Jesus and the woman at the well

Story and activities to do at home  
while we are unable to meet.

Don't worry if you don't do everything in here.  
Just do what you fancy and have fun!



### This pack has been prepared by:

Andy Hughes - Urban Saints Wales, Susan Williams - Cynllun EFE and Capel Caersalem, Caernarfon,  
Nia Williams - Presbyterian Church of Wales, Jennifer Roberts - Presbyterian Church of Wales  
with help, ideas and resources from Mair Roberts, Kathryn Williams, Jo Palmer,  
Rachel Hughes, Kirstie Palin and Greg Leavers

Mae yna  
fersiwn  
Cymraeg  
ar gael  
hefyd

Please note that, for copyright reasons, this pack may ONLY be distributed in full, free of charge.  
No single part of it may be separated or copied into any other publication without permission.

Contact [AHughes@saintygymuned.org](mailto:AHughes@saintygymuned.org)



# Story



## New Living Translation

Jesus left Judea and returned to Galilee. He had to go through Samaria on the way. Eventually he came to the Samaritan village of Sychar, near the field that Jacob gave to his son Joseph. Jacob's well was there; and Jesus, tired from the long walk, sat wearily beside the well about noontime. Soon a Samaritan woman came to draw water, and Jesus said to her, "Please give me a drink." He was alone at the time because his disciples had gone into the village to buy some food.



The woman was surprised, for Jews refuse to have anything to do with Samaritans.

She said to Jesus, "You are a Jew, and I am a Samaritan woman. Why are you asking me for a drink?"

Jesus replied, "If you only knew the gift God has for you and who you are speaking to, you would ask me, and I would give you living water."

"But sir, you don't have a rope or a bucket," she said, "and this well is very deep. Where would you get this living water? And besides, do you think you're greater than our ancestor Jacob, who gave us this well? How can you offer better water than he and his sons and his animals enjoyed?" Jesus replied, "Anyone who drinks this water will soon become thirsty again. But those who drink the water I give will never be thirsty again. It becomes a fresh, bubbling spring within them, giving them eternal life." "Please, sir," the woman said, "give me this water! Then I'll never be thirsty again, and I won't have to come here to get water."

"Go and get your husband," Jesus told her. "I don't have a husband," the woman replied.

Jesus said, "You're right! You don't have a husband - for you have had five husbands, and you aren't even married to the man you're living with now. You certainly spoke the truth!" "Sir," the woman said, "you must be a prophet. I know the Messiah is coming - the one who is called Christ. When he comes, he will explain everything to us." Then Jesus told her, "I Am the Messiah!"



Just then his disciples came back. They were shocked to find him talking to a woman, but none of them had the nerve to ask, "What do you want with her?" or "Why are you talking to her?" The woman left her water jar beside the well and ran back to the village, telling everyone, "Come and see a man who told me everything I ever did! Could he possibly be the Messiah?" So the people came streaming from the village to see him.

*John 4:3-19, 25-30*

Taken from the Holy Bible, New Living Translation © 1996,2004.

Used by permission of Tynedale House Publishers Inc., Carol Stream, Illinois 60166. All rights reserved

## Simple version

Jesus and his disciples had walked far and reached a village called Sychar. The disciples went to buy some food for lunch but Jesus sat by a well to rest. A Samaritan woman came to the well to get some water. Jesus asked the woman, "please can I have some water?" The woman was surprised, Jews did not speak to Samaritans. The woman asked,

"how can you ask me for a drink, people from your country don't usually speak to us?" Jesus answered, "you don't know who I am - you would be asking me for help otherwise, I have something more valuable than water for you." They started talking, Jesus knew everything about the woman. "You are amazing" she told Jesus. She went to tell her neighbours what Jesus had told her. Many people believed in Jesus that day. Jesus stayed in Samaria for a few days before going on to Galilee.



# Questions to discuss

After reading the story together, you could discuss these questions as a family:

1. What do you do that makes you thirsty? What do you do to relieve your thirst?
2. What did the woman in the story have to do to quench her thirst?
3. How did the woman know that Jesus was special?
4. What did the woman do after she understood who Jesus was?



# Short prayer



Dear God, thank You that you love me as I am.

Thank You that there is nothing I can do to make You love me more.

Thank You that there is nothing I can do that will make You love me any less. You're so kind! Amen.




## THE woman at the well


Print Free: [www.lambsongs.co.nz](http://www.lambsongs.co.nz)

By Jill Kemp


Illustrated by Richard Gunther




Jesus was tired. He sat down by a well to rest, while his helpers went into town to buy food. They had walked a long way and were hungry.



A woman from the town of Samaria came to get water from the well. She was surprised when Jesus asked her for a drink. People were not friendly to anyone from Samaria.




Jesus said to her, "If you knew who I am, you would ask me for water that makes you new inside."  
"But you don't have a bucket or rope and the well is deep," she replied.




Jesus knew everything she had ever done. "With well water you will soon get thirsty again," Jesus said. "I am talking about God's Spirit who makes you new and clean inside."



"Please give me this water," she said. Jesus told her that God wants everyone, wherever they live, to know him and to love him with all their hearts.



"I know you are a man of God," she said. "But God has promised to send a Saviour one day." Jesus said, "I am the Promised One." The woman believed Jesus!



She left her jar by the well and ran home. "Come and see the man who knows everything! He is God's Promised Son," she said. People from Samaria believed too!




When his helpers came back, Jesus told them that he wasn't hungry anymore. Had someone given Jesus food? But Jesus said, "Telling people about God makes me feel good inside."



Video of the story  
<https://youtu.be/HIDe7nHDPO0>

Video of song of the week  
<https://youtu.be/eISJDYlu1Ck>



Cartoon of the story  
<https://www.youtube.com/watch?v=kM6KzGeBXZ8>



## Creative prayer

### Water that overflows

(to be done under adult supervision)

Put a cup in the sink and turn on the cold water tap.  
Run the tap so that the water overflows out of the cup.

Jesus is like the tap turned on. When we ask Him to, He will fill us continually with living water - the Holy Spirit who helps us to do the right things.

All we have to do is ask him!

As the water floods over the edge of the cup, pray and ask Jesus to fill you with His Holy Spirit.



### God knows me

Jesus knew everything about the woman who was at the well.  
God knows everything about us too, and He loves us.

#### You will need:

- White paper
- White crayon
- Watercolour paint
- Paint brush


#### What to do:

- Use the white crayon to write this on the paper:  
'God knows everything about me'
- Use the brush to paint different coloured strips of paint over the writing.
- As you do this, say 'thank you' to God for loving you just as you are.




# Puzzles

Which well is the smallest?



Look carefully at the pictures. Which do you think is the smallest?  
Once you've chosen, use a ruler to find the unexpected answer!



Can you find the words of the verse hidden in the wall of the well?  
Write the verse below.

## Pancakes

### Ingredients:

- 100g plain flour
- 2 large eggs
- 300ml milk
- 1 tbsp sunflower or vegetable oil, plus a little extra for frying
- lemon juice to serve (optional)
- caster sugar to serve (optional)

### Method:

- Put the plain flour, eggs, milk, oil and a pinch of salt into a bowl or large jug, then whisk until you have a smooth batter.
- Let the mixture rest for 30 minutes
- Put a medium frying pan over a medium heat and wipe it with some oiled kitchen paper.
- When the pan is hot, cook your pancakes for 1 min on each side until golden. You can keep them warm in a low oven as you cook more.
- Serve with lemon juice and caster sugar, or your favourite filling – chocolate sauce is good!

## Recipe



# Craft

## Water Well

### You will need:

Small crisp tub (or any other small tub), A4 white paper, A4 white & red card, holepunch, scissors, ruler, bendy straw, thread, glue stick, PVA glue, pencil, black felt pen, black or grey crayons.




1. Measure the height of the crisp tub. Draw a rectangle the size of the tub on A4 Paper & cut out.



2. Draw shapes that look like a stone wall all over the rectangle & colour.



3. Cover crisp tub in glue & stick on the 'stone wall'.



4. Place the white card in front of you & measure 2 inches from the end & cut.



5. Fold card strip in half.



6. Fold card strip in half again & cut.



7. Glue the folded card together.



8. Make a hole in each card strip & then trim edges off top corners.




9. Use PVA glue to attach the 2 card strips to opposite sides of the tub.



10. Thread straw through 2 holes & cut about 1 inch off end of straw.



11. To make the bucket cut 2 strips of card. Measure one 10cmx3cm & one 10cmx1cm.



12. Roll up 10cmx3cm card strip & stick ends together with PVA glue.



13. Use 10cmx1cm strip to make handle. Attach to bucket with PVA glue.



14. Place bucket on card & draw around base. Cut out.



15. Put plenty of PVA glue on circle & stick to bottom of bucket.



16. Cut a piece of thread & tie to straw near end.



17. Wrap thread around straw until you get to the middle of straw.



18. Tie bucket to end of thread.



19. To move the bucket up and down in the well simply turn the straw.

# Wordsearch

P U C P S W S H I G E B O O Q G T O  
 D O H U T A T I R E D L P Y N K B I  
 B W R X N V M H A G A R R I Y K R C  
 T K I I Z N X A T N V G R E X M C J  
 C E S Y R D M R R T E P Z K V U K S  
 E Y T W L I F E Y I S F S U L W E J  
 B B I G Z E T T G N T D N X E I W V  
 R C D G W E S F I Z L A R G B R U U  
 I A Z R F R Y U M X Q O N A T N E S  
 X U L E I T L M E S S I A H W T F U  
 Y C W H S N U I F I L L B J Q W Y R  
 L R T F W F K L V B T M W M E M U P  
 M I X R W S C G B I T N A D J S Z R  
 E C L M R X C U Z L N W T D R E U I  
 R H J H O Q B R X L B G E N X N D S  
 D W F Q B S Z V W U N K R L Q W V E  
 K O L P D K W O M A N J Q Y L Z L Y  
 F E S U Z T G N T M K V P V W M D Z


- SAMARITAN
- WOMAN
- DRAW
- WELL
- JESUS
- TIRED
- THIRSTY
- DRINK
- SURPRISE
- MESSIAH
- LIVING
- WATER
- BUBBLING
- SPRING
- ETERNAL
- LIFE
- CHRIST



## Challenges

### Lego

Make a model of the story of the woman at the well meeting Jesus..



### Clean water

1 in 10 people in the world can't get clean water. The 'Wateraid' charity is working hard to help change this.



Why not do something to raise money for 'Wateraid' charity? For example, you might be able to wash the car and ask your family to contribute. For more details follow this link: <https://www.wateraid.org/uk/>

### Wash

Think about how Jesus washes us clean from all the wrong things we think, say and do. What things in you need a good clean?



There are buckets hidden on every page of this pack. How many can you find?



## Moving water

### You will need:

- Two cups - one full of water and the other empty
- A straw for each player
- Timer

### How to play:

- Place the cups next to each other on a tray.
- Suck water into the straw. Then hold the water in the straw by placing your finger over its top. Lift the straw out of the cup.
- Players are given 60 seconds to see how much water each can transfer from the full cup to the empty cup.
- Think of the water being passed from one person to another as individuals passing on and sharing Jesus' love with others.



## Water xylophone

### You will need:

- 8 milk bottles, jars or glasses
- Water
- Food colouring or watercolour paint
- A pencil

### What to do:

- Fill the bottles with different amounts of water to create different musical notes.
- Use the pencil to hit the bottles to hear the note.
- Add a little food colouring or watercolour paint to the water.
- You've created a water xylophone!



Now you can play a tune on your water xylophone!

## Sing

I went out to the old village well at a time when I'd be alone  
but when I arrived found to my surprise  
a man was there on his own

This man, a Jew, then asked for a drink,  
'What? From me, a Samaritan woman?',  
then He offered Life-giving water to me  
saying "You needn't thirst again".

*Jesus, Teacher, You help me to see,  
Saviour, Messiah, You offer life to me.*



I was totally taken aback as He told me about my past;  
then said that we can know Father God  
and give Him worship that'll last;

Leaving my water jug, ran back home  
saying 'I've just met the Messiah!  
they went and heard him speak, asked Him to stay -  
Here's the Saviour we all require -

We believe! We believe! We've heard him for ourselves  
We believe! We believe! The Saviour of the world

And they said...'Jesus, Teacher, You help us to see,  
Saviour, Messiah, You offer life to all who believe.'  
They said...'Jesus, Teacher, You help us to see,  
Saviour, Messiah, You offer life to all  
You offer life to all, You offer life to all who believe.'

©2021 Greg Leavers

Watch the song and sing along at <https://youtu.be/eISJDYlu1Ck>

If you'd like a copy of the sheet music, contact Andy Hughes - [ahughes@saintygymuned.org](mailto:ahughes@saintygymuned.org)