

KIDS CLUB BY POST

Weekly pack 41
11/01/21

Jesus' temptation

Story and activities to do at home
while we are unable to meet.

Don't worry if you don't do everything in here.
Just do what you fancy and have fun!



This pack has been prepared by:

Andy Hughes - Urban Saints Wales, Susan Williams - Cynllun EFE and Capel Caersalem, Caernarfon,
Nia Williams - Presbyterian Church of Wales, Jennifer Roberts - Presbyterian Church of Wales
with help, ideas and resources from Mair Roberts, Gwyn Rhydderch, Jo Palmer,
Rachel Hughes, Elin Bryn, Connor Roberts and Greg Leavers

Mae yna
fersiwn
Cymraeg
ar gael
hefyd

Please note that, for copyright reasons, this pack may ONLY be distributed in full, free of charge.
No single part of it may be separated or copied into any other publication without permission.
Contact AHughes@saintygymuned.org

Story



New Living Translation

Jesus was led by the Spirit into the wilderness to be tempted there by the devil. For forty days and forty nights he fasted and became very hungry. During that time the devil came and said to him, "If you are the Son of God, tell these stones to become loaves of bread."

But Jesus told him, "No! The Scriptures say, 'People do not live by bread alone, but by every word that comes from the mouth of God.'"


Then the devil took him to the holy city, Jerusalem, to the highest point of the Temple and said, "If you are the Son of God, jump off! For the Scriptures say, 'He will order his angels to protect you. And they will hold you up with their hands so you won't even hurt your foot on a stone.'"

Jesus responded, "The Scriptures also say, 'You must not test the Lord your God.'"

Next the devil took him to the peak of a very high mountain and showed him all the kingdoms of the world and their glory. "I will give it all to you," he said, "if you will kneel down and worship me."

"Get out of here, Satan," Jesus told him. "For the Scriptures say, 'You must worship the Lord your God and serve only him.'"

Then the devil went away, and angels came and took care of Jesus.



Matthew 4:1-11

Taken from the Holy Bible, New Living Translation © 1996,2004.

Used by permission of Tynedale House Publishers Inc., Carol Stream, Illinois 60166. All rights reserved

Simple version

After Jesus was baptised, He went to the desert - He wanted to think about the work God had given Him to do. He heard the devil's voice asking, "If you are God's son turn the stones into bread so you can eat."

Jesus answered "No, I want to do things God's way, I do not need food."

The voice spoke again "everyone will listen to you if you jump from the highest tower of the temple, God's angels will rescue you." Jesus answered "No, I don't need to show off, I want to do things God's way."

The voice asked again "if you worship me you will be king of everything," but Jesus answered, "I will only worship God."

Jesus was now ready to do God's work in God's way.



Questions to discuss

After reading the story together, you could discuss these questions as a family:

1. What kind of things are you tempted to do - things you know you shouldn't?
2. What do you do if you feel tempted to do something you shouldn't?
3. What did Jesus do each time the devil tempted him?
4. Why do you think Jesus was strong enough not to be tempted each time?
5. How do you think Jesus can help you say 'no' when you are tempted?



Short prayer

Dear God, thank You that Jesus was strong enough not to give in to temptation.

Thank You that You can help me when I am tempted.

Please help me to choose to do the right thing when I am tempted to do something wrong. Amen.

Story to colour

JESUS is tempted

Print Free: www.lambsongs.co.nz

By Jill Kemp


Illustrated by Richard Gunther



Jesus was human just like us and was free to choose to do what was good and right, or what was wrong. Jesus always chose to do what was right.



After he was baptized in the river Jordan by John the Baptist, Jesus went into the wilderness for forty days and forty nights to spend time quietly by himself, fasting and praying.



After forty days without anything to eat Jesus was feeling hungry. The devil suggested that Jesus use God's power to turn some stones into bread.



But Jesus refused saying, "It is written in the Scriptures that a person's life is more than just eating food." Real strength and satisfaction comes from obeying God's Word.



The devil tried to tempt Jesus again. "Throw yourself off a high place because God has said that the angels will catch you." Again, Jesus did not do what the devil told Him.



Jesus said, "It is written, don't test the Lord your God." The devil knew what God's Word said. Jesus chose to do what was right. A God you trust does not need to be tested.



Then the devil showed Jesus the power and wealth of all the kingdoms in the world. "The power of these kingdoms is mine to give if you will bow down and worship me," he said.



"Get away from me Satan," Jesus commanded. "God is the only one you must worship." Jesus resisted temptation and made right choices. Then he began to teach and heal people.



Video of the story
<https://youtu.be/52kVflsaf0w>

Video of song of the week
<https://youtu.be/u1UMTANRLvA>

There are things
I shouldn't do,
things I know
are bad



Cartoon of the story
<https://www.youtube.com/watch?v=mc-x4qKY6Wc>



Games

Escape the lava!

In the story of Jesus being tempted Jesus didn't give in, he said 'no' straight away. When something is bad or dangerous we want to move away from it straight away!

How to play:

Everyone playing walks around the room, or in the garden. At any time the floor can become hot lava (like when a volcano erupts). When someone says, "the floor is lava," everyone has to move off the floor so you don't touch it at all!

The last to get safe is out for one turn.



One minute games using sweets.

You will need:

- Sweets - Smarties/M&Ms and chocolate coins
- 2 Cups/bowls
- teaspoon

How to play:

Warning. Don't eat the sweets before the end of all the games!

- Move the sweets from one cup/bowl to another with a spoon.
- Make as tall a tower as possible out of sweets.
- Arrange the sweets in a perfect circle.

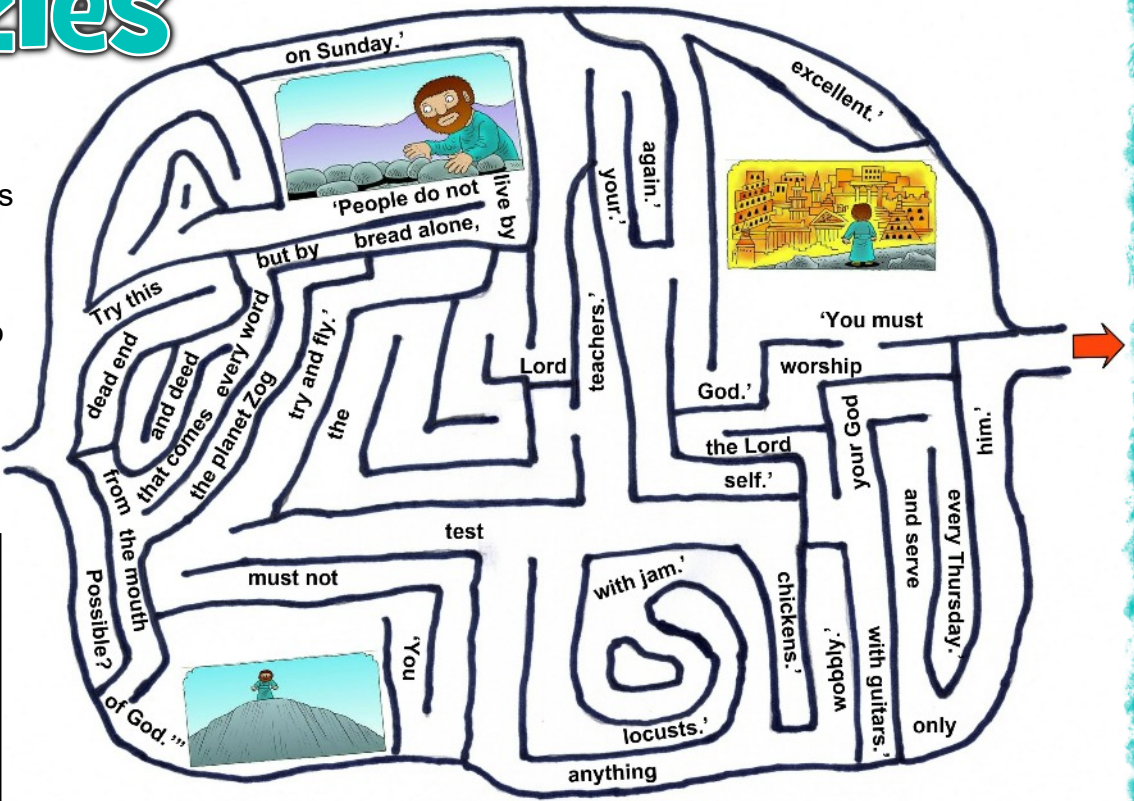
How successful were the players?
Who managed to not eat the sweets before the end of all the games?



Puzzles

After He had been baptised, Jesus was tempted by the devil.

Follow the maze to find His three answers.



Code verse



Use the code to find the verse - Matthew 6:13


A	B	C	D	E	F	I	L	M	N	O	P	R	S	T	U	V	Y
V	Y	A	B	C	D	E	F	I	L	M	N	O	P	R	S	T	U

FRP'V NIV YU BMINF VR VIOSVCMRP,
DO

DYV TIUEYI YU LTRO IAMN.

Questions

- For how many days was Jesus in the desert? **12** **25** **40**
- Did He eat anything?  
- How many times was He tempted? **1** **3** **4**
- What did Jesus use to help Him do the right thing?



Challenges

Create the story

How about retelling the story of Jesus being tempted using clay to make the characters and things in the history, and sand for the desert.



Good week!

Think of something that would be good for you and try to do it all week.

Here are some ideas:

- eat more fruit and vegetables
 - read more
 - make your bed
- say something kind to everyone in the house

Temptations

We are all tempted to do wrong things sometimes. If you're not sure about something, it's a good idea to think about whether it would please God.

Which of the things below do you think would please God? Can you do them?

Saying rude words

XFX!!XS!



Bullying



Not sharing



Helping mum

Tidying your room



Cheating



Watching TV all day



Telling lies



We all need help - and we can ask God to help us.

D G P H R N W A B O C E A H R N P W G T D S L F O

Wordsearch

R N W A E C A F L S P B T

Z O L I G J S T O N E S A K B B T G
 R L G E S K M T E G A U P L I Y V N
 Q O J Y D A S P Y M I N I G H T S S
 T R A W H J O E J W P X X F R W Q M
 S D U Q O T O Q U O H T D C D V L G
 J E B D O R V K H I H L E O Y X I N
 V L R T F J S X H Y C X V D T H J P
 F J E V G J D H E Z W Z B W Y D E S
 H N U W E L F Y I N C B U B Y D S M
 L R Q M O R Q F S P I R I T D E U K
 B Z E J P R M K Z Z B E R L N Q S F
 G X W T W H R Z K L J A K R F F S O
 W C U E L C Z S U H K D E Y O L M R
 J W T M N Z C T G U D D I Z E D N T
 T E V P P L D E V I L A U G Q D P Y
 A K W L E O N A M I G J N D E X P M
 H C F E Z B H P W K G A T J W Z B I
 H U M O U N T A I N E A V F I B E V

JESUS
 LED
 SPIRIT
 WILDERNESS
 FORTY
 DAYS
 NIGHTS
 TEMPTED
 STONES
 BREAD
 TEMPLE
 JUMP
 MOUNTAIN
 WORSHIP
 DEVIL
 SERVE
 LORD
 ANGELS

C R N W A B O C E A H R N P W G T D S L F W A B O H



Creative prayer

Prayer buddies



You will need:

- A stone
- Wobbly eyes
- Glue (pva)
- Wool

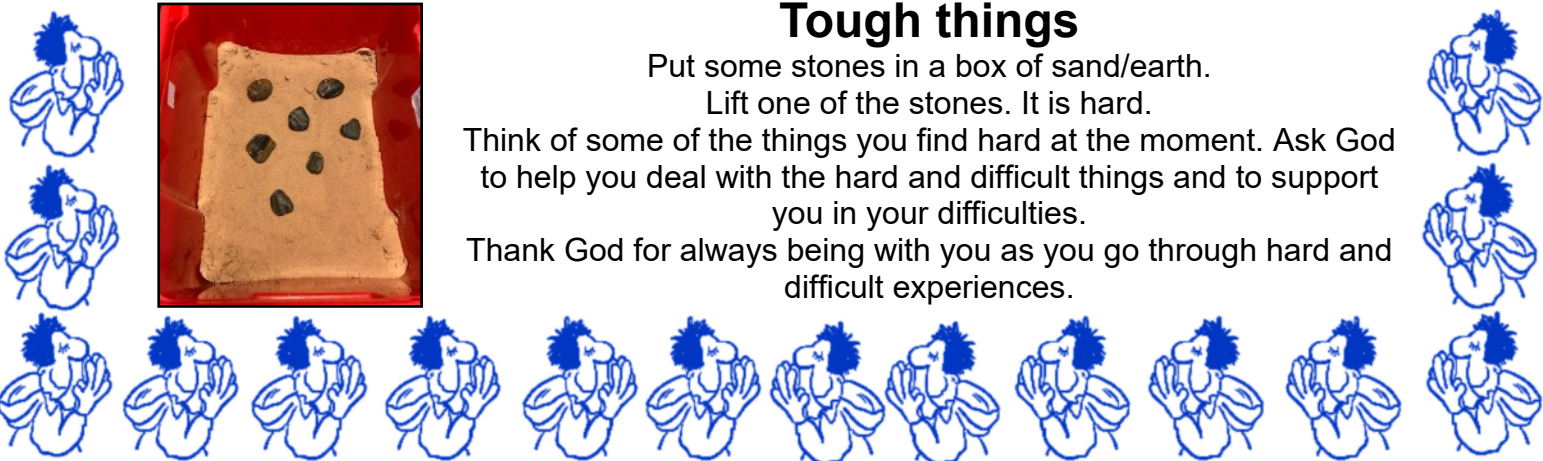
What to do:

- Wash the stone clean with water and washing up liquid.
 - After the stone has dried properly, glue on the eyes.
 - Glue the wool to the stone like hair.
 - Put your prayer buddy (the stone) somewhere easy to see to remind you to talk to God.
- You can thank God for people, ask God for help with anything or say 'sorry' for things you should not have done.

Tough things



Put some stones in a box of sand/earth.
 Lift one of the stones. It is hard.
 Think of some of the things you find hard at the moment. Ask God to help you deal with the hard and difficult things and to support you in your difficulties.
 Thank God for always being with you as you go through hard and difficult experiences.



Flapjacks

Recipe

Ingredients:

- 350g butter or baking margarine
- 2 generous table spoons of golden syrup
- 175g light muscovado sugar or soft brown sugar
- 1 tsp of vanilla extract
- 75g plain flour
- 375g oats

Method:

- Preheat oven to 180oC
- Grease and line a swiss roll tin.
- Place butter, syrup, sugar and vanilla extract in a biggish saucepan.
- Heat gently on a low heat and allow butter and sugar to melt. Once the mixture is smooth, take the pan off the heat and stir in the flour and oats.
- At this point you could add any extras you have in your store cupboard for instance a handful of: raisins, cranberries, dried banana slices or chocolate chips.
- You might choose to add a mashed up banana to the mixture or sprinkle in a few seeds like pumpkin or sesame.
- Pour into the lined tin.
- Another option at this time of the year would be to use a smaller square tin, pour in half the mix and top that with 3 tablespoons of left over Christmas mincemeat. Finally cover with the rest of the flapjack mix.
- Bake in the middle of the oven for 20-25 minutes until golden. Allow to cool slightly then cut into squares.
- Lift out to finish cooling on a wire rack, this will be easier if you have overlapped the lining paper. You can use it to transfer the flapjack more easily than with a slice.



There are things I shouldn't do,
things I know are bad,
Things I think and things I say
which make You very sad;
When others making trouble
want me to go along,



Help me, mighty Jesus,
to walk away from wrong.
Give me courage Jesus
to do what's good and right,
through my words and actions
Jesus, shine Your light.

Sing



© 2021 Greg Leavers

Watch this song on video and sing along at <https://youtu.be/u1UMTANRLvA>

If you would like a copy of the sheet music, contact Andy Hughes - ahughes@saintygymuned.org

