

# KIDS CLUB BY POST

Weekly Pack 20  
10/08/20

## The burning bush

Story and activities to do at home  
while we are unable to meet.

Dont worry if you don't do everything in here.  
Just do what you fancy and have fun!



**This pack has been prepared by:**

Andy Hughes - Urban Saints Wales, Susan Williams - Cynllun EFE and Capel Caersalem, Caernarfon,  
Nia Williams - Capel y Drindod Pwllheli, Jennifer Roberts - Eglwys Unedig Jerwsalem Bethesda  
with help, ideas and resources from Mair Roberts, Kathryn Williams, Jo Palmer, Gwyn Rhydderch,  
Joshua & Sophie Montali, Rachel Hughes & Greg Leavers

Mae yna  
fersiwn  
Cymraeg  
ar gael  
hefyd

Please note that, for copyright reasons, this pack may ONLY be distributed in full, free of charge.  
No single part of it may be separated or copied into any other publication without permission.  
Contact [AHughes@saintygymuned.org](mailto:AHughes@saintygymuned.org)

# Story



## New Living Translation

One day Moses was tending the flock of his father-in-law, Jethro, the priest of Midian. He led the flock far into the wilderness and came to Sinai, the mountain of God. There the angel of the Lord appeared to him in a blazing fire from the middle of a bush. Moses stared in amazement. Though the bush was engulfed in flames, it didn't burn up. "This is amazing," Moses said to himself. "Why isn't that bush burning up? I must go see it."



When the Lord saw Moses coming to take a closer look, God called to him from the middle of the bush,

"Moses! Moses!" "Here I am!" Moses replied.

"Do not come any closer," the Lord warned. "Take off your sandals, for you are standing on holy ground. I am the God of your father - the God of Abraham, the God of Isaac, and the God of Jacob." When Moses heard this, he covered his face because he was afraid to look at God.

Then the Lord told him, "I have certainly seen the oppression of my people in Egypt. I have heard their cries of distress because of their harsh slave drivers. Yes, I am aware of their suffering. So I have come down to rescue them from the power of the Egyptians and lead them out of Egypt into their own fertile and spacious land. It is a land flowing with milk and honey—the land where the Canaanites, Hittites, Amorites, Perizzites, Hivites, and Jebusites now live. Look! The cry of the people of Israel has reached me, and I have seen how harshly the Egyptians abuse them. Now go, for I am sending you to Pharaoh. You must lead my people Israel out of Egypt."

*Exodus 3:1-10*

Taken from the Holy Bible, New Living Translation © 1996,2004. All rights reserved. Used by permission of Tynedale House Publishers Inc., Carol Stream, Illinois 60166.

## Simple version

Moses was looking after his father in law's flock of sheep. One day as he led the flock through the wilderness he came to Mount Sinai. As he looked around he saw a bush on fire. He was afraid as the fire wasn't burning up the bush. Just as Moses went to have a closer look he heard God calling him from the fire "Moses! Moses!"

"Here I am" answered Moses. God told him "Take off your sandals, this is holy ground"

I am God of Abraham, Isaac and Jacob" Moses hid his face, he was afraid to look at God.

I have seen how my people are being treated in Egypt, I have come down to free them. You are going to lead my people out of Egypt.



# Questions to discuss

After reading the story together, you could discuss these questions as a family:

1. What's the strangest thing you've ever seen?
2. What was strange about the burning bush in the story?
3. Who wanted to talk to Moses?
4. Do you think God wants to talk to you?




# Story to colour

## MOSES and the burning bush

www.lambsongs.co.nz

By Jill Kemp


Illustrated by Richard Gunther




The children of Israel became slaves to Pharaoh and they cried out to God in prayer asking Him to save them. God spoke to Moses and he obeyed.



One ordinary day Moses was out in the field looking after his father in law Jethro's flock of sheep.




Moses led the flock through the desert to Mount Horeb, where there was plenty of good grass for the sheep to eat.



Suddenly Moses saw something very strange in the distance. A green bush was on fire, but the tree was not burning up!




Moses was scared when he heard the voice of the Angel of God calling, "Moses, Moses," from out of the bush. "I am here," he answered.



God said, "Take off your shoes! You are standing on Holy ground." So Moses took off his shoes and went closer to look at the burning bush.



Moses was scared when he heard the voice of the Angel of God calling, "Moses, Moses," from out of the bush. "I am here," he answered.



Moses listened and obeyed when God called him to lead the children of Israel out of slavery in Egypt, through the wilderness, to the land He promised them.

# Colouring



Theresa C Hodge

God called to him from the middle of the bush,  
“Moses! Moses!” “Here I am!” Moses replied.

Exodus 3 verse 4

# Short Prayer

Dear God, You are so special.  
You are so good and so mighty.  
Thank You for wanting to talk to me.  
Help me to be ready to listen to You.  
Amen.



## Puzzles

### Fill in the blanks

Fill in the blanks from the simple version of the story.

Moses was looking after his father in law's flock of . One day as he led the flock through the wilderness he came to Mount . As he looked around he saw a  on fire. He was afraid as the fire wasn't burning up the bush. Just as Moses went to have a closer look he heard God calling him from the fire "!"

"Here I am" answered Moses.

God told him "Take off your  this is holy ground"

I am God of Abraham, Isaac and Jacob."

Moses hid his  he was afraid to look at God.

I have seen how my people are being treated in , I have come down to free them. You are going to  my people out of Egypt.



### What did they say?

On the picture, write what God said to Moses and Moses' reply.

# Wordsearch

Q P X A B C B I G G U C M X T M S D  
 H U J A I R V K L P M D W H M P E L  
 F B O Q F J Y F V E Z B R S M Z G C  
 U I S R A E L N R O G Q L Q A Q Y E  
 M E G B N X V I E P V B C K G O P Z  
 P N F O U S G T O L C P U N K M T I  
 Q G H R D R W S G E C G I S Z O O E  
 I W M E E P N A Z H V R F R H O O R  
 M A T S K E W I L D E R N E S S X S  
 P O M C E J J K N F Q H F Z P R Z I  
 W S S U K D V V F G D X G P G Y U N  
 D A B E S T S U Z A Y L D M W X D A  
 T A S P S O S I E D J Y J I I C N I  
 N M W V C A L L E D W Q Q Q G N W T  
 A I V A I M X U E H F L A M E S X H  
 F L T R R E C Q M N Y O F D U R X J  
 Q K C S M E Z A V S A R P V W R T Y  
 R I S W C E P V T T L A N D S B I H

WILDERNESS  
 SINAI  
 BUSH  
 BURNING  
 FLAMES  
 GOD  
 CALLED  
 MOSES  
 AWARE  
 PEOPLE  
 SUFFERING  
 RESCUE  
 LEAD  
 ISRAEL  
 EGYPT  
 LAND  
 MILK  
 HONEY




## Links

Puppet sketch - the burning bush [https://youtu.be/wtNt\\_YbNdyw](https://youtu.be/wtNt_YbNdyw)

Video of song of the week <https://youtu.be/B7H6OggQA2A>

Video of the story <https://youtu.be/gKdKTsEli2s>



Cartoon of the story <https://www.youtube.com/watch?v=8kNTUX0mWP8&t=186s>

Information about Guardians of Ancora - a free game app. <https://guardiansofancora.com/>

Pole & Hannah's Sunday Club in a stable (subscribe free)



<https://www.youtube.com/channel/UCcVWq9xFIKOiE6ZVSBbJPQw>

Other resources: <https://www.prayerspacesinschools.com/prayer-spaces-at-home>

# Challenges

## Naming trees

Learn the names of 10 trees and what kinds of leaves they have.  
Why not collect their leaves and make a collage or small book of them?



## Shoe bush


Make the shape of a bush using shoes and trainers.

Use socks to make flames so that it looks like the burning bush.



When you're out walking this week with a grown up, find a new path to walk. Go in a new direction. Take a path you've never walked before.

Think about Moses and the challenge God gave him to go back to Egypt and tell Pharaoh to free the people of Israel from that land.



Why not try and make a model of this week's story using Lego?

# Craft

This week you're going to make a burning bush, but not a real one of course!

## Burning Bush

### You will need:

Clean & empty glass jar,  
battery operated tea light,  
Red, orange, yellow tissue paper,  
white card (or paper), pencil,  
black felt pen, scissors, glue stick.



1. Draw a tree trunk & branches on white card.



2. Colour in tree with black felt pen.



3. Carefully cut out the tree.



4. Glue the tree on the front of the jar.



5. Cut red, orange & yellow flames out of the tissue paper. The flames can be different sizes.



6. Cover the jar with glue & stick flames to jar.



7. When the jar is completely covered with flames, carefully rub glue stick over all edges to make sure the flames are sealed with glue.



8. Place the battery operated tea light inside the jar.



# Creative Prayer

## How does God speak to us?

### What to do:

- Make a model of the burning bush using this week's craft activity.
- Use a small battery-operated candle and place it in the jar.
- Sit quietly and still in front of the jar.
- Pray that God will speak to you. Spend some time listening quietly.
- Think about the question: how does God talk to us?

### Here are some of the ways:

- Through the Bible
- Advice from Christian friends (which agrees with what the Bible says)
- Our conscience
- Nature

**Remember, God can speak to us in any way He chooses!**



## Flames of prayer

### You will need:

- Red, orange and yellow paint
- Paper

### What to do:

- Put red paint spots on the bottom of the paper and use your fingers to create red flame shapes.
- Do the same with the orange paint, and then with the yellow paint.
- As you create the flames, think about how special God is. He's big, He's mighty, He's kind, He's fair ... Think of other words that describe God. Thank Him.

## Asking God questions

Do you know anyone who is really clever? Maybe your teacher or your parents. If you want to know something or need help understanding something, you ask someone who knows.

**God knows everything so it's good to ask him questions.**

Find a quiet place and sit comfortably. Now ask God a question and see what He says to you (in your thoughts). You could start with,

'Father God, what do you think of me?'

Remember to check if what you thought is in line with what the Bible says to us. We know that God speaks through the Bible so we can use it to check. Thank God for speaking to you.



# Recipe



## Edible Fire!

### Ingredients:

- Red grapes
- Green grapes
- Cheddar cheese
- 'Twiglets' or 'Potato Sticks'
- Thin slices of carrot

### Method:

- To make an 'edible fire' cut 10 grapes in half and arrange them in a circle.
- Cut the cheese in the shape of flames and then stand them up with the slices of carrots inside the circle made of grapes.
- Cut the bottoms of the carrots thicker than the tops so that their bottoms are firmer.
- Surround the flames with Twiglets or Potato Sticks snapped in half.



'In this God-filled space, making such a holy place,  
He calls my name,  
I answer, here I am,  
help me, Lord, by teaching me Your ways.'

"When I show you the right way,  
Will you trust me and obey?  
And I promise I'll be with you  
all the way."

'Show me what to do, Lord, I want to live for You,  
You call my name,  
I answer, here I am,  
I choose to trust in You to see me through.'

# Sing



© 2020 Greg Leavers

Watch this song on video at <https://youtu.be/B7H6OgqQA2A>

For a copy of the sheet music, contact Andy Hughes - [ahughes@saintygymuned.org](mailto:ahughes@saintygymuned.org)



# Games



## Shoe game

In the Bible story God told Moses to take off his sandals because he was standing on special ground.

**You will need:** The shoes of everyone who's playing

### How to play:

- Put all the shoes against the wall on one side of the room (if you want to make the game harder, tie the laces together).
- Everyone playing stands at the wall on the opposite side of the room.
- After counting to three, the players run to fetch their shoes and carry them back to the wall where they started.
- The winner is the first to put on their shoes properly.



## Hiding in the dark

In the story, Moses had gone to the land of Midian, but God knew where Moses was.

**You will need:** a torch, a dark room (or you could use the whole house or even your garden).

### How to play:

- One player holds the torch and waits outside the dark room - this is the one that 'catches'.
- The 'catcher' counts to 20.
- The other players find places to hide inside the room.
- After counting to 20, the catcher enters the room and tries to 'catch' the other players by shining the torch on them.
- The last person to be caught is the next catcher.

