

KIDS CLUB BY POST

Weekly Pack 49
08/03/21

Jesus calms the storm

Story and activities to do at home
while we are unable to meet.

Don't worry if you don't do everything in here.
Just do what you fancy and have fun!



This pack has been prepared by:

Andy Hughes - Urban Saints Wales, Susan Williams - Cynllun EFE and Capel Caersalem, Caernarfon,
Nia Williams - Presbyterian Church of Wales, Jennifer Roberts - Presbyterian Church of Wales
with help, ideas and resources from Mair Roberts, Jo Palmer, Rachel Hughes, Gwyn Rhydderch,
Kathryn Williams, Elin Bryn Williams, Chris & Kate Dean and Greg Leavers

Mae yna
fersiwn
Cymraeg
ar gael
hefyd

Please note that, for copyright reasons, this pack may ONLY be distributed in full, free of charge.
No single part of it may be separated or copied into any other publication without permission.

Contact AHughes@saintygymuned.org

Story



New Living Translation

One day Jesus said to his disciples, "Let's cross to the other side of the lake." So they got into a boat and started out. As they sailed across, Jesus settled down for a nap. But soon a fierce storm came down on the lake. The boat was filling with water, and they were in real danger. The disciples went and woke him up, shouting, "Master, Master, we're going to drown!"



When Jesus woke up, he rebuked the wind and the raging waves. Suddenly the storm stopped and all was calm. Then he asked them, "Where is your faith?" The disciples were terrified and amazed. "Who is this man?" they asked each other. "When he gives a command, even the wind and waves obey him!"


Luke 8:22-25

Taken from the Holy Bible, New Living Translation © 1996,2004.

Used by permission of Tynedale House Publishers Inc., Carol Stream, Illinois 60166. All rights reserved

Simple version

One day Jesus told the disciples "let's cross to the other side of the lake." The disciples agreed so they crossed the lake in a boat. Jesus fell asleep as they crossed because the water was still. Suddenly, a storm started, and the boat began filling with water so they were in danger of drowning. The disciples shouted to Jesus, "Wake up, we are going to drown, you have to save us!" Jesus stood up and told the storm to stop. It stopped suddenly and everything was quiet again. Jesus asked the disciples, "Why were you so afraid? God is looking after you." The disciples were amazed, they said to themselves, "Who is this man, even the wind and the sea obey him?"



Questions to discuss

After reading the story together, you could discuss these questions as a family:

1. Have you ever been in a small boat? Did you enjoy it?
2. What would you have done if you were in the boat in the story when the storm came?
3. Why do you think Jesus said, "Where is your faith?" to the disciples?
4. What do you think of Jesus after hearing this story?



Short prayer

O God, thank You that you are with us always.
Thank you for your amazing strength and ability.
Help me to remember that you are close to me even when difficult things happen to me. Amen.


Story to colour

JESUS calms the storm

Print Free: www.lambsongs.co.nz

By Jill Kemp

Illustrated by Richard Gunther




When things get stormy in our life
Jesus can make it calm and peaceful.
He is there with us keeping us safe.
Jesus can calm a storm.



One lovely evening
Jesus and some of his friends
got into a boat
to row across the lake.




Jesus had been busy all day,
teaching people about God
and he was very tired.
He lay down and went to sleep.



The wind began to blow
and the waves got bigger and bigger.
The little boat bobbed up and down.
Jesus friends got scared.




"Jesus wake up.
Help us!
The waves are too big,
and we are not safe," they said.



Jesus stood up in the boat.
"Wind and waves be still," he said.
And straight away
the wind and waves stopped!



Jesus' friends were surprised.
"Who is this man? He can even
tell the storm to stop" they said.




They knew that they were
safe with Jesus.
The Bible says, "When I am afraid
I will trust in you."



Video of the story
<https://youtu.be/H63PH4MY7d0>

Video of song of the week
<https://www.youtube.com/watch?v=21X-HUPyZaw>



Cartoon of the story
<https://www.youtube.com/watch?v=uYLHqdSO9OY&t=11s>



Creative prayer

Balloons prayer

Blow up a balloon and hold the neck tightly. Think about things that scare you. Jesus told his friends that they should not be afraid. He took away their fears.

Imagine you are in the boat with Jesus on a rough, stormy sea like Galilee. Like the disciples we have our fears and Jesus can take them away when we ask Him.


As you think about your fears say, "Silence. Be still" then drop the balloon and let it spin around and imagine your fears flying away too.



Fears

You will need:

- A clear, plastic cup
- A large cup
- White vinegar
- 1 tbsp baking powder
- 1 tbsp cooking oil
- Tray (or do this in the sink)



Let's do an experiment to see what happens when we let Jesus deal with our fears. The cup will represent you and the white powder can represent all the things that scare you. The oil in the other cup represents Jesus.

Pour the white baking powder into a large cup and then add the white vinegar. As you watch what's happening think about how you feel when you're scared. Then pour the oil into the large cup. What does the oil do to the mixture? Watch what is happening now and think of Jesus calming the storm in the story you read today. He took away his friends' fears. He can take away your fears too. Ask Him now.



Puzzles

In the storm

Use the weather symbols to find the verse.

a	☀️
d	☁️
e	☔️
i	☀️☁️
o	🌪️
u	☔️

When ☔️ ☀️ ☀️ m ☀️ fr ☀️ ☁️ ☁️, ☀️ w ☀️ ll p ☁️ t my t ☁️ s t

☀️ n y ☁️ ☁️. ☀️ t ☁️ s t ☀️ n G ☁️ ☁️, s ☁️ why sh ☁️ ☁️ l

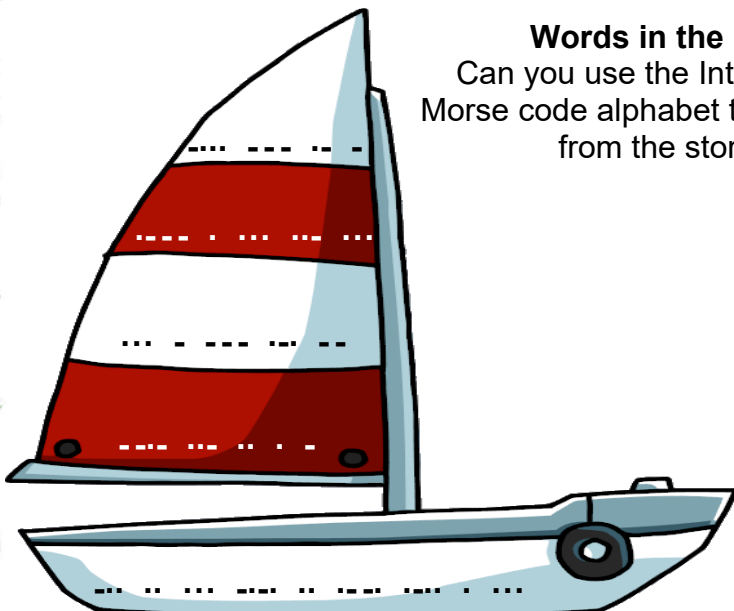
☀️ b ☁️ ☀️ fr ☀️ ☀️ ☁️? Ps ☀️ l m 56:3-4

The picture of Jesus and the disciples in the boat is blended. Can you put the strips in the right order? Write the strip numbers in the boxes in the right order. The first has already been done.

2					
---	--	--	--	--	--



The answer is on page 8



Words in the boat
Can you use the International Morse code alphabet to find words from the story?

International Morse code

A	• —	V	• • • —
B	— • • •	W	— — • —
C	— • • —	X	— • — •
D	— • •	Y	— • • —
E	•	Z	— • • •
F	• • • •	.	• — • • • —
G	— • • •	,	— • — • • —
H	• • • •	?	• — • • • •
I	• •	/	• • — • • —
J	• — • —	@	• — • • • •
K	— • — •	1	— • — • — •
L	— • • •	2	• • • — • —
M	— —	3	• • • — • —
N	— •	4	• • • — • —
O	— — —	5	• • • • •
P	— • — •	6	— • • • •
Q	— • — • •	7	— • — • •
R	— • • •	8	— • — • • •
S	• • •	9	— • — • — •
T	— •	0	— — — —
U	• • —		

Craft

CD Wind Spinner



To make you will need:

Blank or old CD / DVD,
PVA glue, paintbrush,
selection of craft gems,
sequins or buttons,
scissors, clear nylon
thread (used for fishing
lines or jewellery making)



1. Place the disc - writing or pattern side up - on a piece of paper to protect the table.



2. Pour a layer of PVA glue around the outside of the disc.



3. Cover the glue circle with gems/buttons etc to make a surround.



4. Paint a thick layer of glue over the rest of the disc and decorate. Leave to dry.



5. Cut a piece of clear nylon thread.



6. Wrap thread around disc & tie securely.



The CD Wind Spinner is now ready to hang outside or inside by an open window.



Wordsearch



- CROSS
- LAKE
- JESUS
- NAP
- FIERCE
- STORM
- BOAT
- FILLING
- DISCIPLES
- TERRIFIED
- DROWN
- REBUKE
- WAVES
- WIND
- STOPPED
- CALM
- WHERE
- FAITH




Challenges

Make a huge picture of the story using different materials.



Rescuers

These pictures all show rescuers.
 How does each rescue us?
 Can you think of any others?



Tell the story

Why not collect things in the story from around the house and tell the story to your family using the objects.

OR


Story stones

Use paint, coloured chalk or felt pens to draw the story on stones, like the ones in the picture.
 Use the stones to tell the story to your family.



What floats?

Look for 10 things which float.
 You will need to test them to see if they really do!




Games

Boat race

You will need:

Foil dishes, small pieces of Blu-tack, cocktail sticks, sail-shaped paper, pencil, scissors, a straw for each player, a bath with about 5cm of water at the bottom.



How to play:

- Cut a piece of paper into a small sail shape.
- Make two holes in the paper sail - one at the top and the other at the bottom.
- Carefully push the cocktail stick through the holes.
- Place the small piece of Blu-tack on the bottom of the foil dish.
- Put the bottom of the small sail stick to stand in the Blu-tack to finish your boat.
- Each player will need a boat. Each player places their boat on the water in the bath.
- After counting 3, players try to blow their boats to the other end of the bath using a straw.
- The first to cross wins.

Passing the balls

You will need:

- Two bowls or buckets of water
- Small balls
- Large towel to put under the bowls (if playing inside the house)
- A chair

How to play:

- Put water in both bowls.
- Put the balls in one of the bowls.
- Players play this without socks!
- The player moves the balls from one bowl to the other using their feet.
- Who can move all the balls from one bowl to another in the shortest time?



Sing

Stop! Be quiet! Chill out! Shhh!
Stop! Be quiet! Chill out! Shhh!
Stop! Be quiet! Chill out! Shhh! Peace!

Deep, deep, deep, deep, deep inside my heart
When everything's cool or starts to fall apart,
That is where I need God's peace to be.

"My peace" Jesus said, "I give to you my peace".

© 2007 Greg Leavers

Watch this song and sing along at <https://www.youtube.com/watch?v=21X-HUPyZaw>

If you'd like a copy of the sheet music, contact Andy Hughes - ahughes@saintygyuned.org

Answer to picture strips puzzle: 2, 6, 4, 1, 5, 3