

KIDS CLUB BY POST

Weekly pack 53
05/04/21

Jesus is alive!

Story and activities to do at home
while we are unable to meet.

Don't worry if you don't do everything in here.
Just do what you fancy and have fun!



This pack has been prepared by:

Andy Hughes - Urban Saints Wales, Susan Williams - Cynllun EFE and Capel Caersalem, Caernarfon,
Nia Williams - Presbyterian Church of Wales, Jennifer Roberts - Presbyterian Church of Wales
with help, ideas and resources from Mair Roberts, Jo Palmer, Rachel Hughes, Gwyn Rhydderch,
Kathryn Williams and Greg Leavers

Mae yna
fersiwn
Cymraeg
ar gael
hefyd

Please note that, for copyright reasons, this pack may ONLY be distributed in full, free of charge.
No single part of it may be separated or copied into any other publication without permission.

Contact AHughes@saintygymuned.org


Story



New Living Translation

Early on Sunday morning, while it was still dark, Mary Magdalene came to the tomb and found that the stone had been rolled away from the entrance. She ran and found Simon Peter and the other disciple, the one whom Jesus loved. She said, "They have taken the Lord's body out of the tomb, and we don't know where they have put him!"

Peter and the other disciple started out for the tomb. They were both running, but the other disciple outran Peter and reached the tomb first. He stooped and looked in and saw the linen wrappings lying there, but



he didn't go in. Then Simon Peter arrived and went inside. He also noticed the linen wrappings lying there, while the cloth that had covered Jesus' head was folded up and lying apart from the other wrappings. Then the disciple who had reached the tomb first also went in, and he saw and believed - for until then they still hadn't understood the Scriptures that said Jesus must rise from the dead. Then they went home.

Mary was standing outside the tomb crying, and as she wept, she stooped and looked in. She saw two white-robed angels, one sitting at the head and the other at the foot of the place where the body of Jesus had been lying. "Dear woman, why are you crying?" the angels asked her.

"Because they have taken away my Lord," she replied, "and I don't know where they have put him."



She turned to leave and saw someone standing there. It was Jesus, but she didn't recognize him.

"Dear woman, why are you crying?" Jesus asked her. "Who are you looking for?" She thought he was the gardener. "Sir," she said, "if you have taken him away, tell me where you have put him, and I will go and get him."

"Mary!" Jesus said. She turned to him and cried out, "Rabboni!" (which is Hebrew for "Teacher").

"Don't cling to me," Jesus said, "for I haven't yet ascended to the Father. But go find my brothers and tell them, 'I am ascending to my Father and your Father, to my God and your God.'"

Mary Magdalene found the disciples and told them, "I have seen the Lord!" Then she gave them his message.

John 20:1-18

Taken from the Holy Bible, New Living Translation © 1996,2004.

Used by permission of Tynedale House Publishers Inc., Carol Stream, Illinois 60166. All rights reserved

Simple Version

Early on Sunday morning, Mary Magdalene went to the tomb and saw that the tomb was open and Jesus' body was not there. She went to Simon Peter and another disciple and told them. Simon Peter and Mary went back to the tomb and saw that it was empty. Mary stayed by the tomb crying. She saw an angel in the empty tomb who asked her, "Dear woman why are you crying?" Mary answered, "They have taken the body of my Lord away." Suddenly, Mary saw a man standing beside her. He asked her, "Why are you crying? Who are you looking for?" Mary did not know it was Jesus. Then Jesus said, "Mary" and she realised that it was Him. Mary went back to the disciples and told them, "Jesus is alive, I have just seen him by the tomb." She told the disciples what Jesus had told her.



Questions to discuss

After reading the story together, you could discuss these questions as a family:

1. How do you think the tombstone had moved? (Matthew chapter 28 verse 2)
2. How do you think Jesus' friends felt when they saw that the grave was empty?
3. What had happened to Jesus?
4. How does this story make you feel?




Story to colour

JESUS is alive!

Print Free: www.lambsongs.co.nz

By Jill Kemp

Illustrated by Richard Gunther



Jesus had risen from the dead,
But his friends thought someone
had taken him away.

The Bible tells us what happened, in John 20.



When Mary went to Jesus' grave tomb,
three days after he had died,
She had seen the tomb was empty.
She went straight to tell Peter and John.



Peter and John had to see for themselves.
They both ran to see for themselves.
They saw the empty clothes,
but it was true - Jesus was gone!



Mary sat outside the tomb, crying.
"Why are you crying?" two angels asked her.
"They have taken Jesus away," she said,
"and I don't know where have they put him."



Someone said, "Mary, why are you crying?"
Mary thought it was the gardener.
"Where have you taken Jesus?" she asked.
He called her name, "Mary."



That sounded just like Jesus calling her!
She dried her eyes and looked up.
It really was Jesus!
He was alive!



Mary was so happy!
Jesus was dead, but now he was alive!
Jesus told her to go and find
his friends and tell them the good news!



Mary ran to find Jesus' friends.
"I have seen Jesus!
He is alive," she told them all.
At Easter we remember Jesus is alive!



Short prayer

Dear God, thank You that Jesus came back to life.
Thank You that Jesus has overcome evil.
Thank You that Jesus is alive today. Amen.



Creative Prayer

Prayer with 'Jelly beans'

Open a pack of 'Jelly Beans' / 'Smarties' / 'M & M's'. As you eat each one, read what is said about them below and talk to God (pray) about what they represent.

- Red reminds us of the blood Jesus shed when he died on the cross.
- Green reminds us of the grass that He created.
- Yellow reminds us of the bright sun shining.
- An orange reminds us of the sun at the end of the day.
- Black reminds us of the things we have done wrong.
- White reminds us of the time when we say I'm sorry and all the bad stuff is washed away.
- Purple reminds us of the sadness and pain that Jesus suffered on the cross.
- Pink reminds us of the rising sun and hope for a new start with Jesus our friend.



A prayer rocket

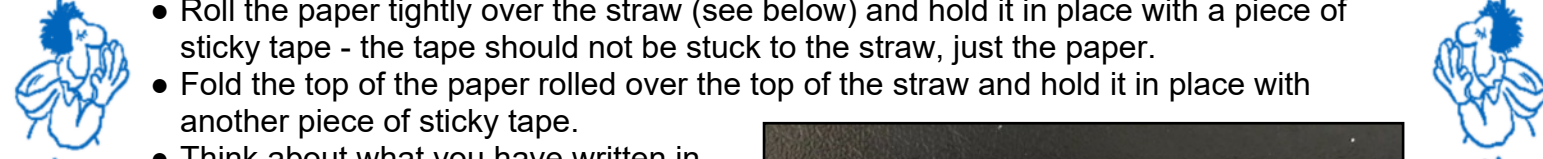
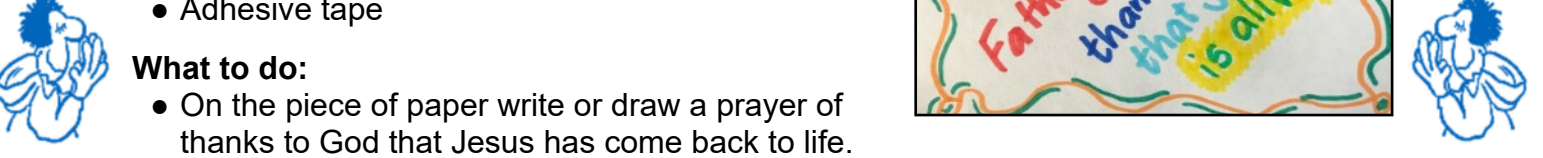
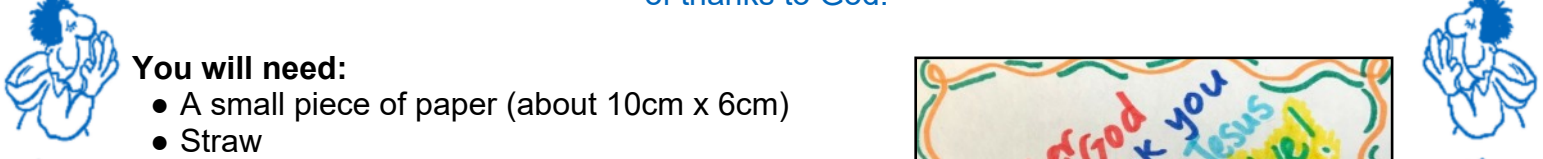
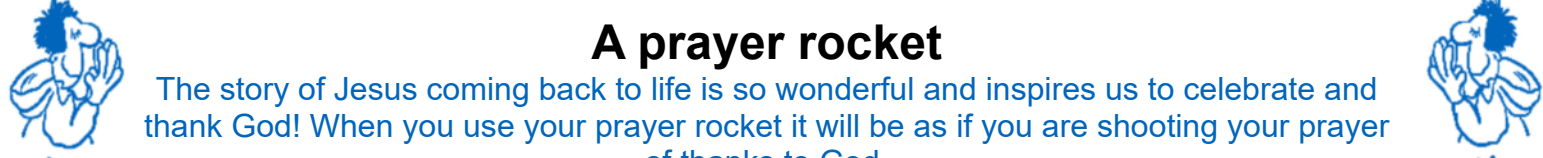
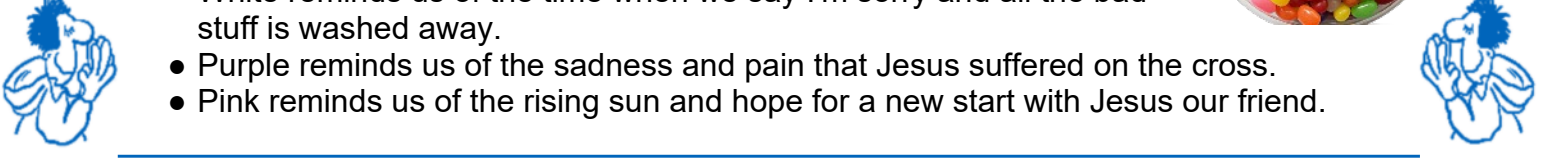
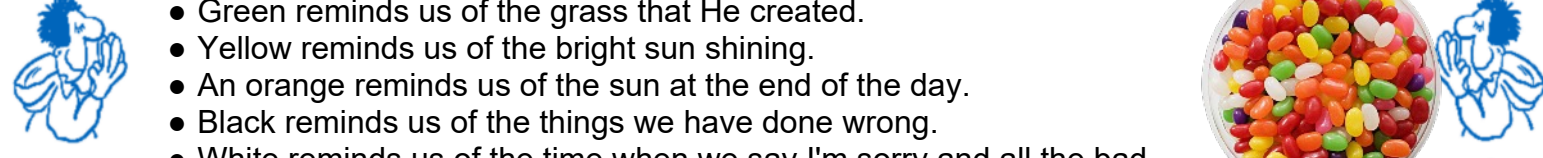
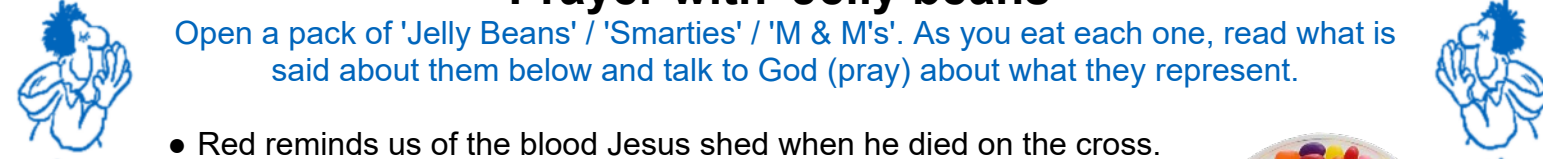
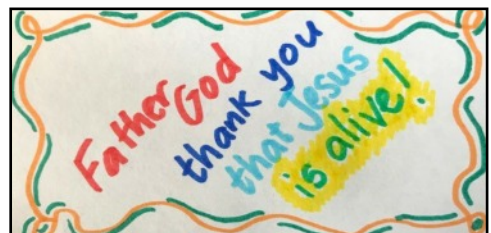
The story of Jesus coming back to life is so wonderful and inspires us to celebrate and thank God! When you use your prayer rocket it will be as if you are shooting your prayer of thanks to God.

You will need:

- A small piece of paper (about 10cm x 6cm)
- Straw
- Adhesive tape

What to do:

- On the piece of paper write or draw a prayer of thanks to God that Jesus has come back to life.
- Roll the paper tightly over the straw (see below) and hold it in place with a piece of sticky tape - the tape should not be stuck to the straw, just the paper.
- Fold the top of the paper rolled over the top of the straw and hold it in place with another piece of sticky tape.
- Think about what you have written in your prayer, then blow through the other end of the straw.
- Your prayer should shoot away!





Video of the story
<https://youtu.be/WEWQmzTt9NE>

Fideo o gân yr wythnos
<https://youtu.be/NTfkgITjbrQ>



Cartoon
<https://www.youtube.com/watch?v=zY2NH8Wpooq>

Puzzles

Cut the picture along the white lines to make a jigsaw and then mix up the pieces.

How quickly can you put them all back in the right order?



Use the code to discover the words of the verse.

A	B	C	D	E	F	G	H	I	J	L
M	N	O	P	R	S	T	U	V	W	Y



20 verse 18

Who said that?

Connect the words (on the left) with the people in the story who said them (on the right).

"They have taken the Lord's body out of the tomb."

Jesus

"Let's go home?"

Peter

"Dear woman, why are you crying?"

Angel

"Mary."

Mary


"I have seen the Lord!"

Craft

Split Pin Art

You will need:

Cardboard, thin wool or thread, split pins, glue stick, card, scissors, pencil, pen, ruler.




1. Measure & draw 3 squares 15cm x 15cm on cardboard.



2. Cut the 3 squares out.



3. Cover 1 square with glue & place 2nd square on top. Press together firmly.



4. Fold card in half & draw half a heart (10cm long)




5. Cut card & open - you should have a full heart.



6. Place heart template in middle of the 2-layer cardboard square & draw around.



7. Carefully push a split pin through the cardboard.



8. Don't push the split pin all the way through, keep a little bit raised so you can thread wool around.



9. Turn square over. Separate the legs of the split pin and bend so they are flat to the back of the cardboard.




10. Continue to push split pins through the cardboard following the heart shape.



11. The split pin heart should look like this when complete.




12. Cover 3rd cardboard square with glue & press firmly to the back square to cover the backs of the split pins.



13. Wrap wool around one of the split pins & knot in place.



14. Weave the wool around the split pins to make a pattern.



15. When design is finished cut the wool & tie securely to one of the split pins, thread leftover wool into design.

Wordsearch

M U T O M B P Y A C G R D G Y R X W
 K S L D X Z T Q R L M T I K L M T P
 V E W X X R J B L O M V W O V J C C
 I L V Z U M T F X T B U O W T X S Z
 V X I U M T X W D H E C Z I X U P H
 C W T A L V G X B Z G A O W S G D T
 E F P L U J S T O N E V O E B A L P
 S H T I E H H I D A D H J I B R E W
 X V L V F D I P Y D E E W Z A D U X
 A D Q E Z O Z S T S Z Y L U D E A U
 S Q F H J A C Y F E L Q R L A N Q R
 C S G N I P P A R W N E H M O E M J
 E P U U L L F W A S H O G C C R N H
 N E M I L G M F G T U A G N R Z C M
 D T N E P S J A A S I N B Z A S H T
 I E L C O K M F A T T B D W K A J J
 N R B N F P Y F O V F W N A C Q J U
 G Y R A M N Q U D Y G R H Q Y N X V

SUNDAY
 MARY
 TOMB
 STONE
 ROLLED
 BODY
 GONE
 PETER
 LINEN
 WRAPPINGS
 CLOTH
 TWO
 ANGELS
 GARDENER
 JESUS
 ALIVE
 ASCENDING
 FATHER



Challenges

Make the story using Lego.



Can you think of things which are unexpected?
 Now draw pictures of them below.



Can you create a version of the story on your phone using emojis?

Hairy eggs!

Why not start growing the 'hair' for your eggs?

You will need:

Empty egg shell (carefully cut the top of the egg and then empty the whole egg into a bowl to use for cooking. You should have a good bit of the shell left to use), felt tip, wool cotton, cress seeds, moving eyes (if you have any), empty egg box.



What to do:

- Carefully wash the egg shells and place them in the egg box to keep them stable. Use a little cotton wool to lift them up a little if needed.
- Draw a funny face on each egg and then attach the moving eyes to them.
- Put a little cotton wool inside the shell and moisten it with a small amount of water.
- Put some cress seeds onto the cotton wool - give it enough to get a full head of 'hair'!
- Put the egg box on the window shelf and wait for the hair to appear. It only takes about two days for the cress to begin to grow.

An empty grave

You will need:

- A bucket and a pile of stones
- Jesus' 'tomb' - place an empty bucket on its side and place the pile of stones in front of it

How to play:

- You are going to have a relay where you move the stones in front of Jesus' 'tomb.'
- Everyone takes turns to run to the 'empty tomb', takes a stone away and runs back to the next person telling him, "Jesus is alive!" That person then runs to the 'empty tomb' and does the same.
- Continue until all the stones have been removed from the entrance of the 'tomb.' Remember, "Jesus is alive!"




An egg tower

You will need:

- Tubes from rolls of toilet paper cut into pieces.
- Hard-boiled eggs, plastic eggs or chocolate cream eggs

How to play:

- Use the eggs and cardboard tubes to create a tower like this:
tube - egg - tube - egg - tube - egg
- Who can build the highest egg tower in a minute?



Sing

First light of day, - the tomb stone lay,
rolled right away, - heard angels say:
First light of day, - the tomb stone lay,
rolled right away, - heard angels say:
Don't seek the living among the dead;
Jesus is risen - it's just as He said
Go and tell every friend this is so not the end -
Jesus is alive again!

Marvellous sight - by morning light
Angels in white - say 'He's alright!'
Marvellous sight - by morning light
Angels in white - say 'He's alright!'
Come see the place where His body lay
See for yourselves it's the reason we say,
Go and tell every friend this is so not the end -
Jesus is alive again!



'So do not fear - now dry that tear
He is not here - soon He'll appear!
'So do not fear - now dry that tear
He is not here - soon He'll appear!
No need for crying, believe your eyes,
Remember His word that He said He would rise
Go and tell every friend this is so not the end -
Jesus is alive again!

*He, He is, He is alive!
He, He is, He is alive.
He, He is, He is alive!
He, He is, He is alive.*

Jesus has risen, He's emptied the grave,
Living forever, for all of our days
Go and tell every friend this is so not the end -
Jesus is alive again!

© 2021 Greg Leavers

Watch this song and sing along at <https://youtu.be/NTfkgITjbrQ>

If you'd like a copy of the sheet music, contact Andy Hughes ahughes@saintygymuned.org